

HOURLY DEMAND MONGPONG DPP
 FOR THE MONTH OF ~~JANUARY 26,2020~~ FEBRUARY 25 2020

DATE

HOUR	26	27	28	29	30	31	1	2	3	4	5	6	7	8	9	10	11	12	13	14	15	16	17	18	19	20	21	22	23	24	25
0100H	13	16	18	16	17	18	11	14	11	10	11	14	17	19	27	27	33	31	27	22	19	19	16	16	10	12	12	13	13	16	16
0200H	12	15	16	14	15	18	10	8	10	10	12	13	17	17	26	25	31	28	23	22	17	17	15	17	10	11	11	14	11	15	14
0300H	11	13	14	13	14	18	11	13	11	11	10	13	19	17	23	24	29	27	20	19	16	16	15	6	11	12	11	11	10	13	14
0400H	11	15	15	14	14	16	13	12	10	10	14	13	19	17	25	24	28	26	26	19	16	16	14	19	10	11	13	10	12	15	12
0500H	11	21	18	22	17	19	14	12	17	12	18	19	26	19	25	30	30	30	30	19	18	17	18	20	14	14	15	12	13	18	16
0600H	15	17	17	11	11	24	18	17	22	20	31	20	29	22	27	32	37	32	27	23	19	24	18	25	21	25	16	15	18	25	17
0700H	17	17	12	11	14	14	11	18	10	12	13	14	15	16	21	LF	33	29	20	20	16	20	14	19	14	12	11	14	18	14	15
0800H	12	10	9	12	10	14	13	16	9	12	12	10	11	18	20	LF	34	21	20	18	20	15	12	13	12	11	14	15	13	10	16
0900H	11	10	10	12	13	10	12	15	10	10	11	12	19	21	22	LF	32	24	20	15	16	19	13	11	10	16	15	14	13	15	14
1000H	13	13	13	17	12	13	14	14	15	13	12	15	20	21	24	LF	37	24	19	22	16	19	16	14	14	13	15	15	14	16	15
1100H	17	16	17	18	15	16	20	19	12	13	15	16	18	23	28	LF	34	24	21	25	22	24	19	16	16	14	18	14	20	19	15
1200H	17	16	17	16	19	14	17	18	12	15	20	19	22	25	28	LF	42	26	24	21	21	20	20	18	LF	20	15	16	18	19	21
1300H	18	20	19	16	16	19	14	17	15	14	12	17	13	21	31	28	LF	40	27	26	24	24	23	21	15	LF	18	14	18	21	22
1400H	16	19	19	18	17	20	15	15	16	15	14	16	17	20	25	26	LF	42	31	27	28	23	23	22	16	LF	20	16	17	20	21
1500H	15	18	21	19	17	19	15	16	15	16	15	19	19	20	27	28	LF	42	34	27	25	24	22	22	15	LF	19	20	18	19	20
1600H	15	18	21	23	18	23	20	20	17	16	16	18	24	23	28	34	LF	37	33	27	28	20	23	22	17	LF	16	26	19	19	22
1700H	20	26	23	20	18	23	20	21	16	18	19	21	28	26	33	37	40	41	31	24	28	23	26	25	24	LF	29	21	19	23	25
1800H	35	30	40	26	29	32	30	27	21	26	29	30	34	32	39	44	56	44	44	33	30	29	30	31	34	LF	28	24	25	27	28
1900H	36	42	37	34	41	35	37	36	30	38	25	37	37	37	48	47	65	55	50	46	43	44	38	40	32	LF	34	35	37	38	38
2000H	32	37	33	35	38	39	30	30	29	32	28	33	37	37	51	50	65	52	44	42	41	42	34	37	31	30	32	29	32	33	34
2100H	27	32	26	28	31	32	26	26	25	23	27	28	31	31	44	43	55	51	38	41	38	37	33	32	25	28	25	25	26	30	32
2200H	21	25	20	25	26	29	20	27	17	16	18	22	25	25	41	34	46	39	34	31	31	32	26	25	17	20	18	19	24	25	25
2300H	18	20	19	22	21	23	15	18	13	13	15	18	21	21	35	34	43	35	32	26	28	25	21	20	12	16	18	16	18	20	22
2400H	15	19	18	20	19	20	14	15	12	11	12	16	18	21	31	30	40	34	29	23	23	22	18	19	10	14	14	19	16	19	19

Remarks: Unit no. 3 start of operation last February 10,2020 at 1900H.


 Prepared by: B.A.ABELLANA

HOURLY DEMAND MONGPONG DPP
 FOR THE MONTH OF FEBRUARY 26, 2020 MARCH 25 2020

DATE

HOUR	26	27	28	29	30	31	1	2	3	4	5	6	7	8	9	10	11	12	13	14	15	16	17	18	19	20	21	22	23	24	25
0100H	16	14	14	15	17	17	16	16	17	19	16	18	21	21	21	21	19	19	19	19	19	20	13	12	16	19	20	20	17	19	19
0200H	15	13	14	15	14	15	16	17	17	17	16	18	22	20	22	20	18	19	17	18	17	18	11	12	16	17	19	19	15	18	18
0300H	15	14	14	14	13	16	15	15	17	19	14	18	17	19	17	19	18	18	17	17	18	17	10	11	16	17	17	17	17	18	14
0400H	16	13	15	13	15	14	14	20	18	17	14	19	18	18	18	18	17	17	18	17	17	16	12	12	15	16	16	16	16	19	13
0500H	21	18	17	16	15	20	19	22	18	18	17	18	22	21	22	21	20	21	27	23	18	19	16	16	16	18	18	18	16	18	16
0600H	18	20	22	17	16	30	18	24	30	28	21	18	24	26	24	26	23	25	33	18	26	29	24	22	19	17	19	22	20	20	20
0700H	12	11	12	22	16	10	11	14	16	LF	22	19	14	13	14	13	17	16	18	18	19	17	19	17	18	22	20	22	18	17	13
0800H	10	11	10	18	24	12	10	LF	14	LF	17	19	17	14	17	14	15	13	16	17	14	15	16	20	18	17	20	17	20	16	14
0900H	11	11	12	20	14	12	9	10	9	LF	14	15	15	15	15	15	16	13	10	15	19	16	18	18	14	15	20	18	15	15	14
1000H	12	16	16	22	16	15	14	13	12	LF	16	23	14	21	14	21	13	16	12	16	21	19	15	24	16	25	20	22	20	20	20
1100H	15	16	18	19	20	18	16	18	20	19	24	19	18	19	18	19	16	24	15	21	24	23	19	21	27	25	23	24	28	26	23
1200H	19	19	17	23	19	19	18	18	20	22	19	27	19	21	19	21	20	22	17	17	23	19	17	LF	23	23	25	23	26	22	24
1300H	22	16	21	21	26	20	21	19	20	LF	18	21	22	23	22	23	20	20	23	19	20	23	20	14	LF	21	20	23	24	22	23
1400H	23	19	21	21	22	15	22	19	24	LF	19	22	23	21	23	21	21	21	21	20	21	25	20	15	LF	23	23	26	23	24	24
1500H	22	22	22	20	21	20	22	20	23	LF	22	21	21	21	21	21	20	19	21	24	23	23	21	18	LF	24	23	24	21	25	25
1600H	21	19	20	23	20	19	24	18	24	18	20	23	24	21	24	21	21	21	24	22	20	20	22	20	LF	25	26	23	22	29	22
1700H	21	21	25	22	21	25	26	23	31	23	30	20	24	22	24	22	22	22	25	20	20	24	25	23	30	21	26	22	23	22	25
1800H	27	33	27	29	28	28	27	31	31	30	31	25	29	25	29	25	28	29	30	21	32	33	34	28	29	24	29	31	30	30	30
1900H	41	40	34	35	41	40	44	38	43	38	41	34	40	42	40	42	40	42	43	42	41	40	35	33	38	42	41	42	40	46	43
2000H	35	31	33	34	39	38	36	37	37	42	33	36	42	42	42	42	40	38	40	39	37	37	30	35	38	39	40	38	41	42	37
2100H	34	27	27	28	34	35	30	32	31	33	28	32	38	36	38	36	31	39	34	36	36	29	24	29	35	33	33	36	35	35	33
2200H	25	20	20	22	27	26	26	25	27	25	24	29	32	29	32	29	27	27	27	29	30	27	19	25	26	26	25	30	28	26	24
2300H	21	16	19	18	23	21	19	21	21	21	19	22	26	26	26	26	23	26	23	21	24	22	15	15	21	23	23	25	22	22	22
2400H	17	14	15	15	21	17	17	18	19	19	15	21	22	23	22	23	21	20	21	20	21	22	13	13	18	21	22	22	21	22	21

Remarks:



Prepared by: B.A.ABELLANA

HOURLY DEMAND MONGPONG DPP
 FOR THE MONTH OF MARCH 26, 2020 APRIL 25, 2020

DATE

HOUR	26	27	28	29	30	31	1	2	3	4	5	6	7	8	9	10	11	12	13	14	15	16	17	18	19	20	21	22	23	24	25
0100H	20	20	23	23	22	24	23	24	21	22	21	22	22	22	23	23	21	26	25	21	16	22	25	24	25	27	25	24	27	24	28
0200H	17	21	21	21	22	21	22	23	22	22	19	21	21	21	23	20	20	23	23	19	15	20	27	22	24	25	23	22	26	22	24
0300H	17	17	21	19	18	21	21	21	19	21	18	20	20	19	22	19	19	21	22	18	14	20	20	20	22	24	22	22	25	21	22
0400H	16	15	22	18	18	20	19	21	18	19	18	18	19	17	19	18	17	21	21	19	15	20	20	20	21	23	21	21	25	21	22
0500H	17	20	23	18	24	21	22	20	19	17	21	20	19	20	20	27	21	25	22	18	21	18	22	24	22	25	22	24	24	22	22
0600H	21	17	24	26	28	16	18	21	17	16	27	22	23	19	23	25	20	22	20	25	16	19	16	26	19	19	21	26	17	22	20
0700H	15	14	17	21	17	12	13	18	16	16	15	18	119	15	18	16	17	18	19	18	18	21	15	14	17	18	15	18	17	19	19
0800H	15	12	18	17	13	15	14	15	16	17	14	15	15	15	19	16	15	15	16	23	14	17	15	17	20	17	18	17	17	18	18
0900H	13	13	16	17	16	15	14	18	14	18	16	19	19	14	17	18	17	17	18	16	16	17	19	21	18	18	23	15	17	20	20
1000H	17	20	15	21	19	19	20	18	19	18	20	21	20	18	19	19	21	23	23	17	21	20	26	23	22	22	20	17	21	25	25
1100H	21	16	22	25	23	24	28	24	18	22	28	29	25	23	21	26	24	28	27	17	24	23	22	24	25	25	24	29	25	26	26
1200H	20	15	22	24	24	25	29	24	LF	28	20	21	21	23	19	27	22	26	21	17	20	25	20	20	21	22	21	21	22	25	25
1300H	22	22	23	19	20	20	20	21	24	20	22	23	21	22	18	24	23	21	25	23	17	21	22	20	24	22	24	23	22	23	23
1400H	22	23	19	21	22	21	22	23	23	27	25	21	24	23	22	LF	24	24	24	23	17	22	23	20	24	22	25	25	22	26	24
1500H	21	20	26	20	21	22	23	28	26	22	25	22	21	22	27	LF	20	21	26	22	21	22	24	23	22	23	25	26	22	24	27
1600H	21	19	20	23	20	22	23	27	25	21	25	24	22	21	20	14	20	23	23	21	22	24	25	23	22	22	26	25	24	21	23
1700H	22	19	22	23	20	22	20	21	21	21	23	20	19	21	21	27	20	22	28	20	31	25	20	21	21	25	21	22	22	28	26
1800H	33	34	30	29	26	24	27	29	26	33	27	27	25	24	30	28	28	30	28	29	30	26	27	23	27	27	33	27	24	31	42
1900H	39	42	40	45	45	44	39	45	44	40	44	42	42	37	40	39	44	40	44	38	41	39	42	39	44	44	42	43	29	42	44
2000H	37	42	38	42	42	45	45	42	47	44	40	39	41	41	45	39	42	44	45	42	36	39	43	38	41	43	43	40	40	44	45
2100H	35	37	37	35	37	38	40	37	36	35	33	37	37	35	37	35	33	38	40	35	24	34	37	38	37	40	34	36	41	40	39
2200H	28	28	30	29	34	32	32	32	31	31	28	29	27	26	32	32	31	34	33	30	21	30	32	32	30	35	34	32	37	31	36
2300H	23	24	26	26	26	28	27	30	26	34	27	26	27	26	28	28	26	29	28	28	21	25	21	24	25	30	30	29	32	29	33
2400H	22	21	25	23	24	25	27	25	25	22	23	24	26	23	24	25	24	26	28	24	18	22	29	26	25	28	27	26	29	26	29

Remarks:



Prepared by: B.A. ABELLANA

HOURLY DEMAND MONGPONG DPP
FOR THE MONTH OF APRIL 25-MAY 25 2020

DATE	25	26	27	28	29	30	1	2	3	4	5	6	7	8	9	10	11	12	13	14	15	16	17	18	19	20	21	22	23	24	25
0100H	28	28	27	25	26	26	27	25	26	27	29	30	29	28	28	28	28	26	LF	19	0	24	23	26	26	27	24	28	25	28	
0200H	24	26	28	23	24	23	25	25	25	26	28	29	28	27	27	27	27	26	LF	16	0	23	21	24	25	25	25	26	23	26	
0300H	22	25	25	21	23	24	24	22	23	25	27	26	29	25	27	27	27	26	LF	15	0	21	21	24	23	24	26	26	24	25	
0400H	22	24	24	22	24	22	23	21	23	25	25	25	27	24	25	24	26	23	24	LF	14	0	20	20	22	24	24	22	25	26	29
0500H	22	26	27	22	26	21	25	23	25	23	24	28	21	24	23	26	25	23	33	LF	13	0	19	19	23	24	23	28	21	19	26
0600H	20	23	20	21	22	16	20	16	19	20	14	19	18	21	16	20	23	19	19	LF	23	0	15	15	19	19	16	18	18	22	20
0700H	19	17	20	17	17	13	16	15	15	20	15	19	19	14	15	19	19	17	17	LF	0	0	15	15	16	18	17	16	18	22	17
0800H	18	21	19	17	17	17	16	17	15	18	18	18	20	18	11	18	17	24	20	LF	0	0	19	19	16	17	15	14	17	18	18
0900H	20	21	22	17	17	15	18	18	LF	16	19	21	24	19	22	19	19	20	18	LF	0	0	18	19	16	18	14	14	16	17	18
1000H	25	25	26	22	22	26	23	22	18	22	22	22	25	22	20	26	20	24	21	16	0	0	19	20	16	19	19	23	19	17	19
1100H	26	23	28	23	23	24	24	22	21	22	29	22	31	25	24	25	23	26	22	30	0	0	22	22	22	22	23	22	LF	20	24
1200H	25	29	25	23	26	26	22	22	27	26	28	23	26	25	21	27	22	24	22	31	0	0	21	21	22	20	21	23	16	20	23
1300H	23	24	22	24	24	26	24	22	22	28	27	26	20	26	22	21	23	21	21	22	0	0	16	21	21	23	20	20	22	19	20
1400H	24	27	22	27	21	25	22	22	23	27	25	25	22	25	26	23	23	21	24	19	0	0	14	21	21	26	21	22	22	22	22
1500H	27	26	21	27	24	25	26	25	25	21	25	25	28	26	27	21	24	29	24	22	0	0	14	23	23	21	22	20	23	26	23
1600H	23	25	20	25	20	23	27	26	23	21	27	24	22	27	21	22	20	22	25	23	0	0	20	19	19	20	20	24	22	23	22
1700H	26	25	24	23	23	19	20	23	21	23	20	23	19	25	27	24	23	21	24	20	0	0	20	18	18	24	18	18	18	18	19
1800H	42	31	29	29	29	28	24	29	30	27	30	31	28	23	25	22	29	22	30	30	0	29	29	23	25	25	21	21	22	24	22
1900H	44	36	44	44	42	43	41	45	39	43	46	44	42	43	41	41	40	43	41	41	0	37	37	37	37	37	30	41	37	41	37
2000H	45	39	37	45	38	40	42	43	42	42	42	42	45	46	42	42	40	46	48	38	0	42	42	41	41	40	40	42	40	36	43
2100H	39	37	36	39	39	37	40	41	35	36	40	38	41	38	44	37	42	40	38	32	0	38	38	38	38	37	39	40	40	33	40
2200H	36	33	34	33	34	32	36	34	33	32	33	34	36	35	38	38	34	35	30	32	0	37	37	32	32	35	34	37	37	31	36
2300H	33	29	32	30	29	28	32	31	30	30	31	33	33	35	33	31	31	32	34	LF	0	29	29	28	28	29	30	31	31	27	31
2400H	29	28	29	27	28	26	28	28	28	28	30	30	30	30	30	30	33	26	27	LF	0	25	25	27	27	26	28	27	29	25	28

Remarks: No operation from 0625H of May 15,2020 to 1718H of May 16,2020 due to Typhoon Ambo


Prepared by: B.A. ABELLANA

HOURLY DEMAND MONGPONG DPP
FOR THE MONTH OF MAY 25-JUNE 25 2020

DATE

HOUR	25	26	27	28	29	30	31	1	2	3	4	5	6	7	8	9	10	11	12	13	14	15	16	17	18	19	20	21	22	23	24	25	
0100H	28	28	27	28	25	28	28	28	26	25	28	29	30	29	27	28	27	21	18	18	20	26	26	23	26	24	21	23	26	27	27	28	
0200H	26	28	26	28	24	26	26	26	25	23	27	27	27	27	24	27	26	22	18	18	20	23	25	22	25	23	21	23	26	25	27	26	
0300H	25	26	24	24	24	25	23	26	25	24	26	26	26	27	22	26	26	20	17	17	20	22	23	21	25	13	21	22	25	26	25	26	
0400H	29	25	25	24	25	23	22	26	24	23	24	25	26	26	26	24	23	19	16	20	18	24	21	21	24	22	18	22	23	24	25	23	
0500H	26	25	28	28	25	25	22	25	17	25	24	24	25	28	LF	22	21	22	16	21	20	19	25	19	17	22	26	24	25	24	24	25	
0600H	20	18	19	18	17	20	20	20	12	21	17	18	20	21	LF	20	17	18	LF	20	19	19	18	17	13	21	21	19	20	24	20	16	
0700H	17	18	17	18	18	17	14	19	12	17	18	17	17	19	LF	19	16	17	13	20	17	17	14	16	21	16	17	18	17	20	22	16	
0800H	18	17	19	19	16	17	17	18	18	20	22	17	18	19	LF	17	18	17	13	15	14	17	17	16	16	16	18	18	15	21	17	20	
0900H	18	19	19	20	19	15	19	17	16	18	18	18	19	18	LF	19	16	14	16	16	14	18	18	19	15	13	18	17	16	18	22	19	
1000H	19	20	20	19	26	20	24	19	19	23	18	20	21	20	LF	24	20	15	15	15	17	19	19	20	17	19	21	19	22	20	21	19	
1100H	24	26	21	23	24	28	22	24	24	22	24	24	25	22	LF	26	21	19	20	19	25	23	25	22	20	31	19	24	20	27	27	24	
1200H	23	25	20	22	23	23	25	22	23	22	23	26	23	27	25	22	23	17	17	19	21	21	20	21	20	22	23	24	23	23	22	24	
1300H	20	21	23	22	23	24	22	21	25	23	24	25	25	24	22	27	25	15	16	16	21	20	21	23	20	19	24	23	22	28	22	26	
1400H	22	24	28	22	24	24	25	21	24	22	23	23	24	24	22	29	25	19	19	16	20	22	23	21	22	17	22	23	24	25	24	26	
1500H	23	24	27	25	22	25	23	20	23	22	24	22	27	24	21	30	25	23	18	18	20	20	23	24	24	18	16	23	26	25	27	25	
1600H	22	25	23	23	21	12	24	18	19	20	26	26	23	23	18	25	23	22	20	19	20	17	19	24	22	18	21	20	20	22	23	26	
1700H	19	19	22	17	23	17	21	22	22	20	21	23	22	18	24	20	22	21	22	21	19	21	20	23	19	23	21	21	24	17	29	19	
1800H	22	24	28	26	27	29	20	24	25	22	18	23	24	24	28	24	24	25	23	25	26	25	23	25	25	24	26	23	24	19	24	26	
1900H	37	40	43	36	42	42	39	39	40	40	40	43	39	39	40	41	41	36	32	35	35	36	34	34	37	36	36	37	41	40	37	39	
2000H	43	43	41	42	45	43	43	40	44	39	41	45	43	41	41	46	45	45	31	32	36	38	40	39	38	44	32	41	44	40	44	44	
2100H	40	43	42	40	41	41	40	44	39	41	43	42	44	42	43	41	42	37	29	30	33	40	36	41	39	41	29	40	39	46	40	43	
2200H	36	37	37	34	31	36	35	35	34	34	36	37	40	38	37	35	34	27	24	25	21	32	30	27	33	31	26	33	37	38	37	34	
2300H	31	32	31	32	28	31	30	31	29	29	30	33	32	32	33	32	31	26	20	21	23	28	26	24	29	30	23	27	29	31	31	32	
2400H	28	27	29	27	27	30	28	30	27	26	28	30	32	32	28	29	28	23	18	18	23	29	25	23	26	24	22	26	28	24	27	29	

Remarks:


Prepared by: B.A. ABELLANA

HOURLY DEMAND MONGPONG DPP
FOR THE MONTH OF JUNE 25-JULY 25 2020

DATE

HOUR	25	26	27	28	29	30	1	2	3	4	5	6	7	8	9	10	11	12	13	14	15	16	17	18	19	20	21	22	23	24	25
0100H	28	24	27	LF	19	23	24	27	26	22	20	26	29	26	27	28	27	29	28	21	25	23	26	LF	30	14	26	22	27	27	27
0200H	26	24	25	LF	19	22	18	24	26	22	18	24	28	25	26	28	27	27	26	21	24	22	27	LF	27	15	25	22	24	26	26
0300H	26	23	25	LF	19	18	21	25	24	20	18	LF	25	LF	24	27	26	27	26	20	24	23	24	LF	27	15	25	20	25	25	26
0400H	23	23	24	LF	17	15	20	23	24	18	19	LF	23	LF	24	24	24	28	26	19	20	24	24	LF	28	15	23	19	23	23	24
0500H	25	21	23	LF	20	23	23	22	22	20	17	LF	23	LF	24	25	25	26	23	20	24	24	21	LF	26	17	23	22	27	26	25
0600H	16	18	21	LF	20	15	17	17	18	16	19	LF	25	LF	18	19	18	23	20	16	21	16	17	LF	21	22	18	17	23	23	17
0700H	16	19	19	15	17	14	15	12	15	15	18	LF	15	LF	15	17	18	21	25	18	18	22	16	LF	17	19	14	14	23	19	17
0800H	20	17	20	18	16	17	17	14	15	16	14	LF	15	18	17	16	15	19	18	20	18	15	18	19	20	19	20	14	19	17	20
0900H	19	17	18	26	15	16	15	14	17	19	13	LF	15	18	16	18	15	16	21	17	18	16	16	21	17	20	17	15	16	16	18
1000H	19	20	21	24	17	18	20	16	17	15	17	21	18	23	21	19	18	17	19	21	16	15	18	27	19	20	19	17	18	16	20
1100H	24	23	21	29	27	27	22	20	17	19	21	25	23	27	23	22	23	25	20	23	19	23	27	27	21	24	24	22	23	21	24
1200H	24	20	23	33	25	22	22	19	20	18	21	28	25	26	21	22	26	24	19	22	27	20	21	27	24	26	23	22	21	20	25
1300H	26	25	20	23	25	23	19	20	19	20	16	20	27	25	25	24	23	24	21	15	23	21	20	22	27	23	23	22	22	23	24
1400H	26	25	22	23	24	21	20	18	21	19	18	20	23	23	24	29	23	24	22	18	23	26	20	21	25	23	29	23	20	22	19
1500H	25	26	24	25	27	21	20	22	22	25	20	22	26	24	21	30	23	22	27	17	23	23	22	21	27	20	26	20	21	18	22
1600H	26	23	21	20	24	20	19	19	20	20	17	18	27	25	21	26	25	23	20	25	21	18	23	20	28	20	24	18	21	24	23
1700H	19	23	19	20	28	19	15	18	17	15	18	18	20	21	19	26	25	23	22	25	19	19	17	16	21	24	17	22	23	23	25
1800H	26	26	24	30	32	18	18	20	23	17	26	22	34	24	23	25	27	25	34	29	26	19	18	22	25	28	23	25	24	25	26
1900H	39	40	40	24	33	36	36	38	34	31	28	36	37	35	37	41	42	42	39	35	37	34	35	35	39	37	36	40	37	40	38
2000H	44	38	43	LF	34	38	38	40	38	32	39	39	42	41	40	42	42	42	40	33	41	36	38	39	42	30	34	36	41	42	42
2100H	43	39	38	LF	31	38	37	33	35	33	32	34	40	41	41	42	41	41	40	33	36	34	40	41	44	31	35	32	34	39	38
2200H	34	31	33	LF	22	32	40	29	33	30	23	30	33	36	36	38	34	34	34	26	35	32	33	35	34	28	34	29	33	32	36
2300H	32	28	28	LF	21	23	27	26	28	27	23	27	32	32	32	32	32	33	29	26	28	27	28	LF	32	28	28	28	30	29	30
2400H	29	26	27	LF	20	25	25	26	27	24	21	26	29	30	29	32	30	31	28	24	28	24	28	LF	32	23	27	28	29	29	29

Remarks:


Prepared by: B.A. ABELLANA

HOURLY DEMAND MONGPONG DPP
FOR THE MONTH OF JULY 25-AUGUST 25 2020

DATE	25	26	27	28	29	30	31	1	2	3	4	5	6	7	8	9	10	11	12	13	14	15	16	17	18	19	20	21	22	23	24	25
0100H	27	26	26	25	21	20	20	15	16	22	23	23	26	24	17	16	19	25	27	24	21	22	24	24	22	22	20	18	24	23	24	25
0200H	26	25	25	28	20	18	20	14	14	20	23	22	24	24	15	15	17	25	25	22	19	22	25	22	23	21	19	17	22	22	24	23
0300H	26	25	24	24	18	17	18	15	16	20	20	21	24	24	16	15	17	23	26	22	19	20	21	19	22	20	20	18	22	22	23	23
0400H	24	26	24	24	19	16	16	17	15	19	20	20	23	21	16	15	17	23	24	21	14	21	20	20	20	17	15	16	19	18	23	21
0500H	25	23	24	24	19	16	15	16	16	20	18	19	23	21	16	14	17	23	21	23	16	22	19	21	23	20	17	18	18	20	20	21
0600H	17	21	18	20	21	22	15	16	18	21	15	16	21	23	13	15	14	22	20	18	17	16	19	17	18	17	17	19	16	16	22	15
0700H	17	18	16	19	14	21	14	16	14	14	17	17	13	17	16	18	15	15	22	14	17	21	19	20	19	14	15	14	14	14	14	
0800H	20	20	16	18	14	13	16	16	14	15	15	18	19	14	16	18	12	18	16	16	14	15	17	15	18	20	15	15	12	15	16	20
0900H	18	17	17	16	13	15	12	16	12	15	10	18	16	18	15	14	12	19	14	18	16	14	18	15	17	16	15	14	13	14	14	19
1000H	20	18	19	17	16	14	12	13	13	18	17	17	20	17	14	14	14	16	20	20	20	22	17	17	18	19	18	14	15	17	19	24
1100H	24	23	21	19	20	18	15	16	19	21	16	18	23	22	18	14	17	26	23	28	20	22	20	19	23	23	21	21	15	21	25	21
1200H	25	25	22	18	16	14	17	15	17	19	20	19	28	17	18	19	22	23	19	20	22	21	22	22	21	22	22	23	18	22	26	23
1300H	24	25	23	24	18	20	18	17	16	17	22	22	PM	21	16	18	17	19	20	22	20	17	23	15	19	19	23	16	20	17	21	22
1400H	19	24	24	21	19	19	17	17	16	15	21	20	PM	20	18	18	14	19	20	21	18	18	19	19	20	20	21	16	22	18	19	22
1500H	22	24	21	21	20	20	17	18	17	16	20	20	PM	19	19	18	14	20	20	22	17	19	20	21	21	19	23	16	19	22	18	23
1600H	23	22	21	21	17	22	16	19	18	17	17	19	PM	19	20	16	14	17	25	20	22	20	27	17	20	20	19	20	19	19	18	20
1700H	25	20	19	20	18	20	LF	16	26	20	17	18	PM	23	21	21	17	21	22	25	23	17	27	18	17	18	19	16	18	22	21	18
1800H	26	24	26	19	23	23	LF	23	22	24	19	24	18	25	25	25	23	19	23	26	23	19	30	21	25	23	26	24	25	23	22	22
1900H	38	37	41	24	36	36	31	30	25	35	36	38	35	34	30	29	33	36	37	36	33	32	37	38	37	34	36	33	34	32	38	34
2000H	42	40	41	38	34	35	35	32	31	36	34	32	39	39	31	30	29	34	39	38	33	36	38	38	41	34	35	36	35	34	39	39
2100H	38	38	39	38	30	30	32	24	26	34	34	31	38	32	25	26	24	34	38	33	31	34	34	34	37	33	31	29	34	34	37	35
2200H	36	35	32	31	25	24	27	19	21	27	27	29	28	33	20	22	21	30	35	28	24	30	29	28	29	27	27	28	32	28	33	27
2300H	30	33	31	28	23	20	23	17	17	23	25	25	28	28	18	19	19	27	31	26	20	22	26	26	27	25	22	20	26	24	29	27
2400H	29	28	28	28	21	20	21	15	17	22	24	24	27	26	17	18	19	26	28	24	20	22	26	24	25	22	22	20	25	24	26	26


Remarks: Last August 5-6, 2020 WMTSD personnel conduct Annual Preventive Maintenance Test (APMT).


Prepared by: B.A. ABELLANA

HOURLY DEMAND MONGPONG DPP
FOR THE MONTH OF AUGUST 25-SEPTMEBER 25 2020

DATE	25	26	27	28	29	30	31	1	2	3	4	5	6	7	8	9	10	11	12	13	14	15	16	17	18	19	20	21	22	23	24	25
0100H	25	24	25	31	29	31	28	29	25	26	24	29	31	31	27	23	24	23	21	24	26	20	18	17	16	17	23	22	25	24	22	28
0200H	23	24	24	27	27	28	26	29	23	24	23	28	32	27	26	24	23	23	21	24	23	19	19	17	14	17	21	22	22	23	20	28
0300H	23	23	22	26	28	32	25	26	25	23	22	23	30	26	25	25	23	23	20	22	23	18	17	14	14	15	19	21	22	23	20	25
0400H	21	21	22	26	25	28	25	25	25	22	23	26	29	26	25	25	23	23	18	20	21	19	15	14	16	18	18	18	20	22	21	22
0500H	21	20	22	28	25	27	26	24	24	24	21	24	28	29	26	23	24	21	17	21	24	21	14	17	13	15	20	18	22	23	22	25
0600H	15	18	17	23	22	25	23	19	26	18	19	18	22	25	27	21	18	18	16	17	18	16	15	22	14	16	17	16	23	19	18	24
0700H	14	20	18	14	21	21	19	18	20	16	19	16	22	22	18	17	16	16	14	15	18	15	15	15	16	14	16	15	20	18	15	19
0800H	20	16	13	18	16	18	15	17	21	17	17	21	17	20	18	15	19	13	15	21	15	22	19	16	14	20	15	14	17	16	15	18
0900H	19	18	14	18	18	18	12	14	19	14	15	18	20	19	17	16	16	16	17	19	17	13	14	13	17	18	16	15	16	15	16	22
1000H	24	22	18	17	17	19	18	17	21	16	18	20	27	24	20	20	20	19	17	19	23	15	17	17	15	18	19	20	18	19	16	20
1100H	21	23	22	25	20	23	23	23	23	22	24	22	25	30	20	27	24	16	19	22	22	17	17	17	16	18	22	22	20	24	22	24
1200H	23	26	22	19	23	24	25	22	21	24	26	22	24	28	26	26	18	20	19	23	21	19	17	17	20	17	19	20	26	22	25	21
1300H	22	22	23	21	22	21	22	22	24	21	21	24	25	26	28	27	23	24	22	19	25	21	21	17	18	20	20	21	25	25	27	22
1400H	22	22	24	20	22	22	21	22	23	22	20	22	25	24	28	26	24	20	26	20	25	23	20	18	14	15	20	20	20	22	22	22
1500H	23	23	22	23	22	22	19	23	23	20	23	24	28	27	28	23	24	20	34	21	21	20	21	20	16	15	19	21	20	22	23	22
1600H	20	21	22	20	22	23	18	22	18	24	19	24	30	21	31	23	20	23	34	22	22	19	19	18	21	21	21	20	20	22	19	20
1700H	18	22	23	23	21	22	22	22	21	20	18	20	25	21	30	22	22	20	21	21	25	22	18	21	15	17	25	20	21	19	21	21
1800H	22	24	29	23	27	29	29	28	21	27	28	29	31	33	37	34	27	23	31	34	30	32	29	30	23	27	29	35	32	30	LF	30
1900H	34	38	39	38	42	38	37	38	42	38	37	38	44	50	51	32	37	34	37	34	38	40	36	32	32	33	35	39	39	39	LF	35
2000H	39	40	41	40	42	43	38	38	38	39	37	42	45	45	45	34	36	38	34	34	36	34	34	32	31	30	34	38	33	42	29	31
2100H	35	39	37	41	44	39	36	36	39	38	37	41	44	41	45	28	38	27	34	32	35	31	32	31	28	28	34	34	36	34	32	30
2200H	27	32	32	35	36	33	37	34	36	32	33	35	36	37	41	27	30	28	24	28	32	27	28	24	23	24	30	31	31	28	28	27
2300H	27	29	28	31	32	33	30	31	28	29	27	33	33	31	37	25	27	27	22	27	27	22	21	22	20	22	25	28	26	25	24	28
2400H	26	27	26	29	29	31	29	28	26	27	26	29	33	29	35	23	25	24	21	25	27	21	19	19	18	19	25	25	24	25	22	28

Remarks:


Prepared by: B.A. ABELLANA

HOURLY DEMAND MONGPONG DPP
 FOR THE MONTH OF SEPTEMBER 25-OCTOBER 25 2020

DATE

DATE	25	26	27	28	29	30	1	2	3	4	5	6	7	8	9	10	11	12	13	14	15	16	17	18	19	20	21	22	23	24	25
0100H	28	24	25	26	24	25	26	27	26	23	25	23	23	22	19	19	26	16	20	17	12	20	20	22	21	18	17	LF	19	16	20
0200H	28	23	24	25	22	22	24	25	26	24	24	21	22	20	17	17	22	14	18	16	12	17	19	20	19	17	16	LF	18	16	17
0300H	25	22	23	22	21	24	24	23	21	23	24	21	19	21	16	18	22	13	19	18	12	16	18	18	19	17	15	LF	16	14	16
0400H	22	21	21	22	20	22	24	22	23	21	23	22	19	19	17	15	23	15	18	16	12	15	19	19	18	14	14	LF	17	14	20
0500H	25	23	25	22	19	21	20	23	24	20	20	22	21	18	15	19	23	17	19	16	13	15	21	20	20	16	17	LF	21	18	19
0600H	24	19	17	22	17	22	21	22	23	16	20	17	17	18	16	15	22	17	18	18	13	16	22	19	19	21	18	LF	23	17	20
0700H	19	19	18	17	15	13	16	18	21	17	15	16	14	17	13	18	20	16	16	16	15	14	15	17	15	20	LF	LF	16	15	18
0800H	18	18	19	15	15	15	18	13	18	17	15	16	14	16	13	14	20	18	15	19	14	14	19	16	14	15	LF	LF	19	15	15
0900H	22	17	18	16	17	16	18	15	16	19	18	16	17	17	12	16	17	15	14	12	15	15	21	16	14	15	LF	LF	16	17	18
1000H	20	18	21	18	22	22	22	19	18	17	19	23	23	20	18	19	24	20	14	14	18	19	16	16	16	18	LF	10	16	17	19
1100H	24	22	28	18	20	21	23	20	20	24	22	20	24	19	19	19	20	22	20	17	21	18	15	25	17	15	LF	18	19	18	20
1200H	21	23	23	21	21	23	21	19	20	24	23	18	19	21	23	18	21	21	19	17	19	17	17	20	19	16	LF	20	18	19	20
1300H	22	23	23	21	19	19	21	24	16	20	24	22	22	16	22	19	18	18	19	22	17	20	19	19	18	18	16	LF	21	22	19
1400H	22	21	21	20	20	20	25	26	20	19	21	21	16	16	18	20	18	17	19	19	19	17	19	19	15	17	11	LF	21	18	20
1500H	22	22	22	20	22	21	27	26	18	20	21	22	22	19	19	21	24	16	18	20	17	19	20	23	15	19	15	LF	21	19	21
1600H	20	23	22	18	18	19	23	21	19	19	23	18	21	17	15	19	26	15	17	18	21	19	17	18	14	17	13	LF	23	18	25
1700H	21	20	21	25	24	18	18	20	30	24	22	20	26	21	21	22	30	25	27	19	19	20	22	24	22	23	21	LF	29	20	30
1800H	30	35	34	36	30	31	31	36	34	34	34	31	34	32	30	34	39	30	31	33	28	26	37	38	37	34	31	LF	31	36	33
1900H	35	38	43	39	38	37	39	44	37	24	39	38	38	34	31	32	39	34	32	38	27	30	36	39	37	33	32	LF	38	36	34
2000H	31	37	37	39	37	36	39	38	37	37	37	37	39	36	30	34	41	32	32	35	26	31	35	35	34	33	29	LF	33	36	31
2100H	30	39	35	35	34	38	36	40	36	34	37	33	36	34	30	30	36	29	29	33	24	29	31	33	32	27	27	LF	31	33	31
2200H	27	29	31	32	28	33	31	34	30	30	33	28	30	27	24	28	31	26	25	26	18	24	28	25	33	23	22	LF	24	24	22
2300H	28	27	28	27	25	27	27	31	29	24	28	26	26	24	23	23	30	20	21	20	14	20	24	23	24	19	19	LF	21	19	21
2400H	28	24	27	26	25	27	27	29	26	25	28	23	24	22	18	20	25	19	21	20	12	19	22	21	21	18	18	LF	19	18	20

Remarks:


 Prepared by: B.A. ABELLANA

HOURLY DEMAND MONGPONG DPP
 FOR THE MONTH OF OCTOBER 25-NOVEMBER 25 2020

DATE	25	26	27	28	29	30	1	2	3	4	5	6	7	8	9	10	11	12	13	14	15	16	17	18	19	20	21	22	23	24	25
0100H	20	LF	FM	FM	FM	FM	FM	FM	FM	FM	FM	FM	FM	FM	FM	19	LF	FM	14	18	18	18	18	21	20	20	21	18	19	17	17
0200H	17	LF	FM	FM	FM	FM	FM	FM	FM	FM	FM	FM	FM	FM	FM	19	LF	FM	12	18	17	18	18	18	19	19	19	17	18	15	15
0300H	16	LF	FM	FM	FM	FM	FM	FM	FM	FM	FM	FM	FM	FM	FM	17	LF	FM	12	16	18	17	17	18	19	16	16	17	18	16	14
0400H	20	LF	FM	FM	FM	FM	FM	FM	FM	FM	FM	FM	FM	FM	FM	15	LF	FM	12	15	16	15	17	16	17	17	16	18	16	16	14
0500H	19	LF	FM	FM	FM	FM	FM	FM	FM	FM	FM	FM	FM	FM	FM	17	LF	LF	13	16	14	18	13	19	19	18	17	14	19	15	15
0600H	20	LF	FM	FM	FM	FM	FM	FM	FM	FM	FM	FM	FM	FM	FM	17	FM	FM	14	16	13	16	14	17	16	17	13	13	19	17	18
0700H	18	LF	FM	FM	FM	FM	FM	FM	FM	FM	FM	FM	FM	FM	FM	12	FM	FM	11	11	13	17	14	15	16	16	11	13	11	11	14
0800H	15	LF	FM	FM	FM	FM	FM	FM	FM	FM	FM	FM	FM	FM	FM	17	FM	FM	14	14	13	18	12	16	17	13	13	13	14	12	12
0900H	18	LF	FM	FM	FM	FM	FM	FM	FM	FM	FM	FM	FM	FM	FM	13	FM	FM	12	16	15	18	16	15	14	12	16	18	12	14	14
1000H	19	LF	FM	FM	FM	FM	FM	FM	FM	FM	FM	FM	FM	FM	FM	16	FM	FM	14	16	18	17	16	18	18	20	18	20	10	14	19
1100H	20	LF	FM	FM	FM	FM	FM	FM	FM	FM	FM	FM	FM	FM	FM	17	FM	FM	19	21	23	21	23	LF	18	20	22	19	15	16	17
1200H	20	LF	FM	FM	FM	FM	FM	FM	FM	FM	FM	FM	FM	FM	FM	16	FM	FM	21	18	21	19	20	LF	25	21	18	17	16	20	18
1300H	19	21	FM	FM	FM	FM	FM	FM	FM	FM	FM	FM	FM	FM	FM	LF	FM	14	14	17	20	23	17	20	LF	19	18	22	20	15	18
1400H	20	17	FM	FM	FM	FM	FM	FM	FM	FM	FM	FM	FM	FM	FM	LF	FM	18	14	15	19	22	18	21	LF	21	18	19	18	17	17
1500H	21	FM	FM	FM	FM	FM	FM	FM	FM	FM	FM	FM	FM	FM	FM	LF	FM	LF	14	20	21	21	19	20	LF	24	17	19	19	18	LF
1600H	25	FM	FM	FM	FM	FM	FM	FM	FM	FM	FM	FM	FM	FM	FM	LF	FM	LF	16	16	17	20	17	18	14	20	18	16	17	15	LF
1700H	30	FM	FM	FM	FM	FM	FM	FM	FM	FM	FM	FM	FM	FM	FM	20	FM	24	26	19	19	22	18	20	23	16	25	17	18	21	LF
1800H	33	FM	FM	FM	FM	FM	FM	FM	FM	FM	FM	FM	FM	FM	FM	30	FM	28	31	30	36	35	35	32	33	32	30	33	29	33	LF
1900H	34	FM	FM	FM	FM	FM	FM	FM	FM	FM	FM	FM	FM	FM	FM	32	FM	29	30	32	33	37	38	34	36	34	34	34	34	32	LF
2000H	31	FM	FM	FM	FM	FM	FM	FM	FM	FM	FM	FM	FM	FM	FM	33	FM	26	27	31	35	34	35	33	34	32	31	32	31	29	20
2100H	31	FM	FM	FM	FM	FM	FM	FM	FM	FM	FM	FM	FM	FM	FM	30	FM	23	20	29	29	31	31	31	34	31	30	28	30	26	28
2200H	22	FM	FM	FM	FM	FM	FM	FM	FM	FM	FM	FM	FM	FM	FM	25	FM	19	16	23	26	25	23	27	29	24	24	25	25	22	22
2300H	21	FM	FM	FM	FM	FM	FM	FM	FM	FM	FM	FM	FM	FM	FM	22	FM	18	15	21	22	23	19	25	23	22	23	23	21	21	20
2400H	20	FM	FM	FM	FM	FM	FM	FM	FM	FM	FM	FM	FM	FM	FM	21	FM	15	15	20	20	20	21	22	22	21	22	22	21	19	19

Remarks: No operation from October 26, 2020 to November 11, 2020 due to typhoons Quinta, Rolly and Ulysses.



 Prepared by: B.A. ABELLANA

HOURLY DEMAND MONGPONG DPP
 FOR THE MONTH OF NOVEMBER 25-DECEMBER 25 2020

DATE

HOUR	25	26	27	28	29	30	1	2	3	4	5	6	7	8	9	10	11	12	13	14	15	16	17	18	19	20	21	22	23	24	25
0100H	17	17	18	17	19	17	15	10	15	15	12	18	19	19	20	19	LF	LF	24	21	19	19	20	17	15	15	17	19	18	20	27
0200H	15	15	17	16	17	15	14	10	14	15	11	17	19	18	19	17	LF	LF	24	19	18	18	18	16	16	15	17	19	18	21	27
0300H	14	13	16	18	17	16	13	10	14	13	10	15	18	18	18	19	LF	LF	21	19	17	18	18	15	14	15	16	17	16	18	27
0400H	14	14	17	17	15	15	15	13	13	13	10	16	19	17	19	18	LF	LF	20	20	17	17	17	15	15	14	15	18	17	20	24
0500H	15	17	18	18	15	17	14	10	14	15	11	16	19	19	19	14	LF	LF	20	22	19	17	20	16	20	16	20	19	20	17	24
0600H	18	16	18	16	17	19	18	14	15	15	10	17	18	16	18	18	LF	LF	20	23	19	21	20	17	14	19	22	23	20	19	26
0700H	14	12	13	13	14	12	12	14	11	16	7	15	15	13	10	LF	LF	LF	16	18	19	17	17	15	15	18	15	14	17	17	21
0800H	12	11	14	13	14	12	12	14	11	16	7	14	13	16	15	LF	LF	LF	17	14	13	15	14	13	20	19	13	18	18	23	20
0900H	14	13	11	12	13	12	13	12	12	15	9	14	13	16	13	LF	LF	LF	18	18	15	17	14	17	14	18	13	12	18	16	22
1000H	19	LF	12	16	14	13	14	9	11	15	11	14	14	18	20	16	LF	9	19	18	14	18	18	18	12	20	14	14	17	19	23
1100H	17	18	17	20	18	18	15	16	16	14	15	23	19	21	22	21	LF	27	19	24	15	21	21	19	15	16	17	17	23	22	28
1200H	18	16	20	17	19	18	17	17	17	18	15	19	20	23	20	22	LF	28	19	26	18	20	19	18	17	20	19	20	20	27	29
1300H	18	16	17	17	16	18	15	14	14	15	21	12	19	18	22	18	20	LF	28	21	20	18	16	18	15	17	18	20	17	22	27
1400H	17	19	17	17	16	18	14	16	13	17	20	22	22	19	22	20	19	LF	30	22	20	19	19	18	12	14	17	19	20	22	29
1500H	LF	19	18	17	17	18	15	17	14	16	20	23	19	20	25	22	22	LF	29	20	21	18	23	19	15	15	17	21	22	25	31
1600H	LF	15	15	18	19	14	15	14	16	17	23	19	19	18	23	19	LF	LF	24	19	24	21	23	LF	16	18	15	19	21	23	34
1700H	LF	17	15	18	15	17	14	25	21	23	23	17	26	21	20	19	LF	LF	23	21	20	19	21	LF	27	19	20	25	23	20	34
1800H	LF	30	30	31	35	35	31	28	30	32	21	34	36	38	36	32	LF	LF	42	35	30	32	30	33	31	31	30	34	31	37	41
1900H	LF	31	31	36	36	38	31	31	31	35	25	35	33	38	34	35	LF	LF	40	36	36	37	32	31	34	30	32	35	34	36	45
2000H	20	31	33	32	34	32	28	31	27	32	21	33	33	35	32	31	LF	LF	39	35	37	32	33	34	27	31	35	35	40	38	45
2100H	28	28	26	30	30	28	25	23	27	24	21	31	29	32	31	31	LF	LF	36	36	34	30	31	28	24	26	28	32	33	36	39
2200H	22	23	23	25	25	22	20	15	21	19	16	26	26	26	26	25	LF	LF	28	29	27	23	26	23	20	19	22	25	25	31	33
2300H	20	20	21	21	20	19	18	14	20	19	13	21	24	24	23	22	LF	LF	28	24	23	20	21	20	21	18	20	22	20	24	30
2400H	19	19	18	21	20	19	16	12	18	16	14	20	22	22	22	21	LF	LF	26	22	20	20	21	16	18	21	22	20	20	25	27

Remarks:


 Prepared by: **B.A. ABELLANA**

POWER OUTLOOK DECEMBER 26 TO JANUARY 25,2020

PLANT : MONGPONG DIESEL POWER PLANT
SITUATION : 24 hours operation; DU - MARELCO

PROGRAMS:	Target Completion	PROPOSED BUDGET
1. Operating hours of plant was based on MEDP		
2. Calamity Genset 150Kw delivered at Mongpong last May 26, 2016, and put in to commercial operation last May 25, 2018.		
3. Cummins 106 KW/80KW put in commercial operation last June 24, 2018.		
4. Last September 13 ,2019 start of 24 hours operation.		

UNITS	OWNER	CAPACITIES		AVAILABLE CAPACITIES, MW											
		RATED, MW	DEP, MW	Jan	Feb	Mar	Apr	May	Jun	Jul	Aug	Sep	Oct	Nov	Dec
Unit No. 1 (ONIS VISA PERKINS)	NPC	0.054	0.050	0.050	0.050	0.050	0.050	0.050	0.050	0.050	0.050	0.050	0.050	0.050	0.050
Unit No. 2 (PERKINS)	NPC	0.050	0.048	0.048	0.048	0.048	0.048	0.048	0.048	0.048	0.048	0.048	0.048	0.048	0.000
Unit No. 3 (PERKINS)	NPC	0.080	0.080	0.000	0.080	0.080	0.080	0.080	0.080	0.080	0.080	0.080	0.080	0.080	0.080
Unit No. 4 (Cummins)	NPC	0.080	0.080	0.080	0.080	0.080	0.080	0.080	0.080	0.080	0.080	0.080	0.080	0.080	0.080
TOTAL SUPPLY		0.264	0.258	0.178	0.258	0.258	0.258	0.258	0.258	0.258	0.258	0.258	0.258	0.210	0.210
ACTUAL PEAK DEMAND, MW				0.047	0.062	0.046	0.060	0.056	0.057	0.050	0.059	0.050	0.041	0.042	0.043
GROSS RESERVE(DEFICIT)				0.131	0.196	0.212	0.198	0.202	0.201	0.208	0.199	0.208	0.217	0.168	0.167
LESS BIGGEST UNIT (N-1)				0.080	0.080	0.080	0.080	0.080	0.080	0.080	0.080	0.080	0.080	0.080	0.080
NET RESERVE				0.051	0.116	0.132	0.118	0.122	0.121	0.128	0.119	0.128	0.137	0.088	0.087
PSA PEAK DEMAND, MW				0.062	0.066	0.067	0.063	0.064	0.071	0.068	0.064	0.066	0.063	0.062	0.061
RESERVE(DEFICIT)				0.116	0.192	0.191	0.195	0.194	0.187	0.190	0.194	0.192	0.195	0.148	0.149
LESS BIGGEST UNIT				0.080	0.080	0.080	0.080	0.080	0.080	0.080	0.080	0.080	0.080	0.080	0.080
N-1				0.036	0.112	0.111	0.115	0.114	0.107	0.110	0.114	0.112	0.115	0.068	0.069

Prepared by:


B. R. ABELLANA
 Acting PEC Marinduque Mini Grid

POWER OUTLOOK JANUARY 01- 25,2020

PLANT : MONGPONG DIESEL POWER PLANT
 SITUATION : 24 hours operation; DU - MARELCO

PROGRAMS:	Target Completion	PROPOSED BUDGET
1. Operating hours of plant was based on MEDP		
2. Calamity Genset 150Kw delivered at Mongpong last May 26, 2016, and put in to commercial operation last May 25, 2018.		
3. Cummins 106 KW/80KW put in commercial operation last June 24, 2018.		
4. Last September 13 ,2019 start of 24 hours operation.		

UNITS	OWNER	CAPACITIES		AVAILABLE CAPACITIES, MW											
		RATED, MW	DEP, MW	Jan	Feb	Mar	Apr	May	Jun	Jul	Aug	Sep	Oct	Nov	Dec
Unit No. 1 (ONIS VISA PERKINS)	NPC	0.054	0.050	0.050	0.050	0.050	0.050	0.050	0.050	0.050	0.050	0.050	0.050	0.050	0.050
Unit No. 2 (PERKINS)	NPC	0.050	0.048	0.048	0.048	0.048	0.048	0.048	0.048	0.048	0.048	0.048	0.048	0.048	0.000
Unit No. 3 (PERKINS)	NPC	0.080	0.080	0.000	0.080	0.080	0.080	0.080	0.080	0.080	0.080	0.080	0.080	0.080	0.080
Unit No. 4 (Cummins)	NPC	0.080	0.080	0.080	0.080	0.080	0.080	0.080	0.080	0.080	0.080	0.080	0.080	0.080	0.080
TOTAL SUPPLY		0.264	0.258	0.178	0.258	0.258	0.258	0.258	0.258	0.258	0.258	0.258	0.258	0.210	0.210
ACTUAL PEAK DEMAND, MW				0.047	0.062	0.046	0.060	0.056	0.057	0.050	0.059	0.050	0.041	0.042	0.043
GROSS RESERVE(DEFICIT)				0.131	0.196	0.212	0.198	0.202	0.201	0.208	0.199	0.208	0.217	0.168	0.167
LESS BIGGEST UNIT (N-1)				0.080	0.080	0.080	0.080	0.080	0.080	0.080	0.080	0.080	0.080	0.080	0.080
NET RESERVE				0.051	0.116	0.132	0.118	0.122	0.121	0.128	0.119	0.128	0.137	0.088	0.087
PSA PEAK DEMAND, MW				0.062	0.066	0.067	0.063	0.064	0.071	0.068	0.064	0.066	0.063	0.062	0.061
RESERVE(DEFICIT)				0.116	0.192	0.191	0.195	0.194	0.187	0.190	0.194	0.192	0.195	0.148	0.149
LESS BIGGEST UNIT				0.080	0.080	0.080	0.080	0.080	0.080	0.080	0.080	0.080	0.080	0.080	0.080
N-1				0.036	0.112	0.111	0.115	0.114	0.107	0.110	0.114	0.112	0.115	0.068	0.069

Prepared by:


B. A. PERALTA
 Acting REC Marinduque Mini Grid

POWER OUTLOOK JANUARY 26 TO FEBRUARY 25, 2020

PLANT : MONGPONG DIESEL POWER PLANT
SITUATION : 24 hours operation; DU - MARELCO

PROGRAMS:	Target Completion	PROPOSED BUDGET
1. Operating hours of plant was based on MEDP		
2. Calamity Genset 150Kw delivered at Mongpong last May 26, 2016, and put in to commercial operation last May 25, 2018.		
3. Cummins 106 KW/80KW put in commercial operation last June 24, 2018.		
4. Last September 13, 2019 start of 24 hours operation.		

UNITS	OWNER	CAPACITIES		AVAILABLE CAPACITIES, MW											
		RATED, MW	DEP, MW	Jan	Feb	Mar	Apr	May	Jun	Jul	Aug	Sep	Oct	Nov	Dec
Unit No. 1 (ONIS VISA PERKINS)	NPC	0.054	0.050	0.050	0.050	0.050	0.050	0.050	0.050	0.050	0.050	0.050	0.050	0.050	0.050
Unit No. 2 (PERKINS)	NPC	0.050	0.048	0.048	0.048	0.048	0.048	0.048	0.048	0.048	0.048	0.048	0.048	0.048	0.000
Unit No. 3 (PERKINS)	NPC	0.080	0.080	0.000	0.080	0.080	0.080	0.080	0.080	0.080	0.080	0.080	0.080	0.080	0.080
Unit No. 4 (Cummins)	NPC	0.080	0.080	0.080	0.080	0.080	0.080	0.080	0.080	0.080	0.080	0.080	0.080	0.080	0.080
TOTAL SUPPLY		0.264	0.258	0.178	0.258	0.258	0.258	0.258	0.258	0.258	0.258	0.258	0.258	0.210	0.210
ACTUAL PEAK DEMAND, MW				0.047	0.065	0.046	0.060	0.056	0.057	0.050	0.059	0.050	0.041	0.042	0.043
GROSS RESERVE(DEFICIT)				0.131	0.193	0.212	0.198	0.202	0.201	0.208	0.199	0.208	0.217	0.168	0.167
LESS BIGGEST UNIT (N-1)				0.080	0.080	0.080	0.080	0.080	0.080	0.080	0.080	0.080	0.080	0.080	0.080
NET RESERVE				0.051	0.113	0.132	0.118	0.122	0.121	0.128	0.119	0.128	0.137	0.088	0.087
PSA PEAK DEMAND, MW				0.062	0.066	0.067	0.063	0.064	0.071	0.068	0.063	0.066	0.063	0.062	0.061
RESERVE(DEFICIT)				0.116	0.192	0.191	0.195	0.194	0.187	0.190	0.195	0.192	0.195	0.148	0.149
LESS BIGGEST UNIT				0.080	0.080	0.080	0.080	0.080	0.080	0.080	0.080	0.080	0.080	0.080	0.080
N-1				0.036	0.112	0.111	0.115	0.114	0.107	0.110	0.115	0.112	0.115	0.068	0.069

Prepared by:


B. A. BELLANA
 Acting PEC, Marinduque Mini Grid

POWER OUTLOOK FEBRUARY 26 TO MARCH 25, 2020

PLANT : MONGPONG DIESEL POWER PLANT
 SITUATION : 24 hours operation; DU - MARELCO

PROGRAMS:				Target Completion				PROPOSED BUDGET			
1. Operating hours of plant was based on MEDP											
2. Calamity Genset 150Kw delivered at Mongpong last May 26, 2016, and put in to commercial operation last May 25, 2018.											
3. Cummins 106 KW/80KW put in commercial operation last June 24, 2018.											
4. Last September 13, 2019 start of 24 hours operation.											

UNITS	OWNER	CAPACITIES		AVAILABLE CAPACITIES, MW											
		RATED, MW	DEP, MW	Jan	Feb	Mar	Apr	May	Jun	Jul	Aug	Sep	Oct	Nov	Dec
Unit No. 1 (ONIS VISA PERKINS)	NPC	0.054	0.050	0.050	0.050	0.050	0.050	0.050	0.050	0.050	0.050	0.050	0.050	0.050	0.050
Unit No. 2 (PERKINS)	NPC	0.050	0.048	0.048	0.048	0.048	0.048	0.048	0.048	0.048	0.048	0.048	0.048	0.048	0.000
Unit No. 3 (PERKINS)	NPC	0.080	0.080	0.000	0.080	0.080	0.080	0.080	0.080	0.080	0.080	0.080	0.080	0.080	0.080
Unit No. 4 (Cummins)	NPC	0.080	0.080	0.080	0.080	0.080	0.080	0.080	0.080	0.080	0.080	0.080	0.080	0.080	0.080
TOTAL SUPPLY		0.264	0.258	0.178	0.258	0.258	0.258	0.258	0.258	0.258	0.258	0.258	0.258	0.210	0.210
ACTUAL PEAK DEMAND, MW				0.047	0.065	0.046	0.060	0.056	0.057	0.050	0.059	0.050	0.041	0.042	0.043
GROSS RESERVE(DEFICIT)				0.131	0.193	0.212	0.198	0.202	0.201	0.208	0.199	0.208	0.217	0.168	0.167
LESS BIGGEST UNIT (N-1)															
NET RESERVE															
PSA PEAK DEMAND, MW				0.062	0.066	0.067	0.063	0.064	0.071	0.068	0.063	0.066	0.063	0.062	0.061
RESERVE(DEFICIT)				0.116	0.192	0.191	0.195	0.194	0.187	0.190	0.195	0.192	0.195	0.148	0.149
LESS BIGGEST UNIT				0.080	0.080	0.080	0.080	0.080	0.080	0.080	0.080	0.080	0.080	0.080	0.080
N-1				0.036	0.112	0.111	0.115	0.114	0.107	0.110	0.115	0.112	0.115	0.068	0.069

Prepared by:


B.A. ABELLANA
 PEC Marinduque Mini Grid

POWER OUTLOOK MARCH 26 TO APRIL 25,2020

PLANT : MONGPONG DIESEL POWER PLANT
 SITUATION : 24 hours operation; DU - MARELCO

PROGRAMS:	Target Completion	PROPOSED BUDGET
1. Operating hours of plant was based on MEDP 2. Calamity Genset 150Kw delivered at Mongpong last May 26, 2016, and put in to commercial operation last May 25, 2018. 3. Cummins 106 KW/80KW put in commercial operation last June 24, 2018. 4. Last September 13, 2019 start of 24 hours operation.		

UNITS	OWNER	CAPACITIES		AVAILABLE CAPACITIES, MW											
		RATED, MW	DEP, MW	Jan	Feb	Mar	Apr	May	Jun	Jul	Aug	Sep	Oct	Nov	Dec
Unit No. 1 (ONIS VISA PERKINS)	NPC	0.054	0.050	0.050	0.050	0.050	0.050	0.050	0.050	0.050	0.050	0.050	0.050	0.050	0.050
Unit No. 2 (PERKINS)	NPC	0.050	0.048	0.048	0.048	0.048	0.048	0.048	0.048	0.048	0.048	0.048	0.048	0.000	0.000
Unit No. 3 (PERKINS)	NPC	0.080	0.080	0.000	0.080	0.080	0.080	0.080	0.080	0.080	0.080	0.080	0.080	0.080	0.080
Unit No. 4 (Cummins)	NPC	0.080	0.080	0.080	0.080	0.080	0.080	0.080	0.080	0.080	0.080	0.080	0.080	0.080	0.080
TOTAL SUPPLY		0.264	0.258	0.178	0.258	0.258	0.258	0.258	0.258	0.258	0.258	0.258	0.258	0.210	0.210
ACTUAL PEAK DEMAND, MW				0.047	0.065	0.046	0.047	0.056	0.057	0.050	0.059	0.050	0.041	0.042	0.043
GROSS RESERVE(DEFICIT)				0.131	0.193	0.212	0.211	0.202	0.201	0.208	0.199	0.208	0.217	0.168	0.167
LESS BIGGEST UNIT (N-1)				0.080	0.080	0.080	0.080	0.080	0.080	0.080	0.080	0.080	0.080	0.080	0.080
NET RESERVE				0.051	0.113	0.132	0.131	0.122	0.121	0.128	0.119	0.128	0.137	0.088	0.087
PSA PEAK DEMAND, MW				0.062	0.066	0.067	0.063	0.064	0.071	0.068	0.063	0.066	0.063	0.062	0.061
RESERVE(DEFICIT)				0.116	0.192	0.191	0.195	0.194	0.187	0.190	0.195	0.192	0.195	0.148	0.149
LESS BIGGEST UNIT				0.080	0.080	0.080	0.080	0.080	0.080	0.080	0.080	0.080	0.080	0.080	0.080
N-1				0.036	0.112	0.111	0.115	0.114	0.107	0.110	0.115	0.112	0.115	0.068	0.069

Prepared by:


B. A. ABELLANA
 PEC: Marinduque Mini Grid

POWER OUTLOOK APRIL 26 TO MAY 25,2020

PLANT : MONGPONG DIESEL POWER PLANT
 SITUATION : 24 hours operation; DU - MARELCO

PROGRAMS:	Target Completion	PROPOSED BUDGET
1. Operating hours of plant was based on MEDP		
2. Calamity Genset 150Kw delivered at Mongpong last May 26, 2016, and put in to commercial operation last May 25, 2018.		
3. Cummins 106 KW/80KW put in commercial operation last June 24, 2018.		
4. Last September 13 ,2019 start of 24 hours operation.		

UNITS	OWNER	CAPACITIES		AVAILABLE CAPACITIES, MW											
		RATED, MW	DEP, MW	Jan	Feb	Mar	Apr	May	Jun	Jul	Aug	Sep	Oct	Nov	Dec
Unit No. 1 (ONIS VISA PERKINS)	NPC	0.054	0.050	0.050	0.050	0.050	0.050	0.050	0.050	0.050	0.050	0.050	0.050	0.050	0.050
Unit No. 2 (PERKINS)	NPC	0.050	0.048	0.048	0.048	0.048	0.048	0.048	0.048	0.048	0.048	0.048	0.048	0.048	0.000
Unit No. 3 (PERKINS)	NPC	0.080	0.080	0.000	0.080	0.080	0.080	0.080	0.080	0.080	0.080	0.080	0.080	0.080	0.080
Unit No. 4 (Cummins)	NPC	0.080	0.080	0.080	0.080	0.080	0.080	0.080	0.080	0.080	0.080	0.080	0.080	0.080	0.080
TOTAL SUPPLY		0.264	0.258	0.178	0.258	0.258	0.258	0.258	0.258	0.258	0.258	0.258	0.258	0.210	0.210
ACTUAL PEAK DEMAND, MW				0.047	0.065	0.046	0.047	0.048	0.057	0.050	0.059	0.050	0.041	0.042	0.043
GROSS RESERVE(DEFICIT)				0.131	0.193	0.212	0.211	0.210	0.201	0.208	0.199	0.208	0.217	0.168	0.167
LESS BIGGEST UNIT (N-1)				0.080	0.080	0.080	0.080	0.080	0.080	0.080	0.080	0.080	0.080	0.080	0.080
NET RESERVE				0.051	0.113	0.132	0.131	0.130	0.121	0.128	0.119	0.128	0.137	0.088	0.087
PSA PEAK DEMAND, MW				0.062	0.066	0.067	0.063	0.064	0.071	0.068	0.063	0.066	0.063	0.062	0.061
RESERVE(DEFICIT)				0.116	0.192	0.191	0.195	0.194	0.187	0.190	0.195	0.192	0.195	0.148	0.149
LESS BIGGEST UNIT				0.080	0.080	0.080	0.080	0.080	0.080	0.080	0.080	0.080	0.080	0.080	0.080
N-1				0.036	0.112	0.111	0.115	0.114	0.107	0.110	0.115	0.112	0.115	0.068	0.069

Prepared by:


B. A. ABELLANA
 PEC Marinduque Mini Grid

POWER OUTLOOK MAY 26 TO JUNE 25,2020

PLANT : MONGPONG DIESEL POWER PLANT
 SITUATION : 24 hours operation; DU - MARELCO

PROGRAMS:	Target Completion	PROPOSED BUDGET
1. Operating hours of plant was based on MEDP 2. Calamity Genset 150Kw delivered at Mongpong last May 26, 2016, and put in to commercial operation last May 25, 2018. 3. Cummins 106 KW/80KW put in commercial operation last June 24, 2018. 4. Last September 13 ,2019 start of 24 hours operation.		

UNITS	OWNER	CAPACITIES		AVAILABLE CAPACITIES, MW											
		RATED, MW	DEP, MW	Jan	Feb	Mar	Apr	May	Jun	Jul	Aug	Sep	Oct	Nov	Dec
Unit No. 1 (ONIS VISA PERKINS)	NPC	0.054	0.050	0.050	0.050	0.050	0.050	0.050	0.050	0.050	0.050	0.050	0.050	0.050	0.050
Unit No. 2 (PERKINS)	NPC	0.050	0.048	0.048	0.048	0.048	0.048	0.048	0.048	0.048	0.048	0.048	0.048	0.048	0.000
Unit No. 3 (PERKINS)	NPC	0.080	0.080	0.000	0.080	0.080	0.080	0.080	0.080	0.080	0.080	0.080	0.080	0.080	0.080
Unit No. 4 (Cummins)	NPC	0.080	0.080	0.080	0.080	0.080	0.080	0.080	0.080	0.080	0.080	0.080	0.080	0.080	0.080
TOTAL SUPPLY		0.264	0.258	0.178	0.258	0.258	0.258	0.258	0.258	0.258	0.258	0.258	0.258	0.210	0.210
ACTUAL PEAK DEMAND, MW				0.047	0.065	0.046	0.047	0.048	0.046	0.050	0.059	0.050	0.041	0.042	0.043
GROSS RESERVE(DEFICIT)				0.131	0.193	0.212	0.211	0.210	0.212	0.208	0.199	0.208	0.217	0.168	0.167
LESS BIGGEST UNIT (N-1)				0.080	0.080	0.080	0.080	0.080	0.080	0.080	0.080	0.080	0.080	0.080	0.080
NET RESERVE				0.051	0.113	0.132	0.131	0.130	0.132	0.128	0.119	0.128	0.137	0.088	0.087
PSA PEAK DEMAND, MW				0.062	0.066	0.067	0.063	0.064	0.071	0.068	0.063	0.066	0.063	0.062	0.061
RESERVE(DEFICIT)				0.116	0.192	0.191	0.195	0.194	0.187	0.190	0.195	0.192	0.195	0.148	0.149
LESS BIGGEST UNIT				0.080	0.080	0.080	0.080	0.080	0.080	0.080	0.080	0.080	0.080	0.080	0.080
N-1				0.036	0.112	0.111	0.115	0.114	0.107	0.110	0.115	0.112	0.115	0.068	0.069

Prepared by:


B. A. ABELLANA
 PEC Marinduque Mini Grid

POWER OUTLOOK JUNE 26 TO JULY 25,2020

PLANT : MONGPONG DIESEL POWER PLANT
 SITUATION : 24 hours operation; DU - MARELCO

PROGRAMS:	Target Completion	PROPOSED BUDGET
1. Operating hours of plant was based on MEDP		
2. Calamity Genset 150Kw delivered at Mongpong last May 26, 2016, and put in to commercial operation last May 25, 2018.		
3. Cummins 106 KW/80KW put in commercial operation last June 24, 2018.		
4. Last September 13 ,2019 start of 24 hours operation.		

UNITS	OWNER	CAPACITIES		AVAILABLE CAPACITIES, MW											
		RATED, MW	DEP, MW	Jan	Feb	Mar	Apr	May	Jun	Jul	Aug	Sep	Oct	Nov	Dec
Unit No. 1 (ONIS VISA PERKINS)	NPC	0.054	0.050	0.050	0.050	0.050	0.050	0.050	0.050	0.050	0.050	0.050	0.050	0.050	0.050
Unit No. 2 (PERKINS)	NPC	0.050	0.048	0.048	0.048	0.048	0.048	0.048	0.048	0.048	0.048	0.048	0.048	0.048	0.000
Unit No. 3 (PERKINS)	NPC	0.080	0.080	0.000	0.080	0.080	0.080	0.080	0.080	0.080	0.080	0.080	0.080	0.080	0.080
Unit No. 4 (Cummins)	NPC	0.080	0.080	0.080	0.080	0.080	0.080	0.080	0.080	0.080	0.080	0.080	0.080	0.080	0.080
TOTAL SUPPLY		0.264	0.258	0.178	0.258	0.258	0.258	0.258	0.258	0.258	0.258	0.258	0.258	0.210	0.210
ACTUAL PEAK DEMAND, MW				0.047	0.065	0.046	0.047	0.048	0.046	0.044	0.059	0.050	0.041	0.042	0.043
GROSS RESERVE(DEFICIT)				0.131	0.193	0.212	0.211	0.210	0.212	0.214	0.199	0.208	0.217	0.168	0.167
LESS BIGGEST UNIT (N-1)				0.080	0.080	0.080	0.080	0.080	0.080	0.080	0.080	0.080	0.080	0.080	0.080
NET RESERVE				0.051	0.113	0.132	0.131	0.130	0.132	0.134	0.119	0.128	0.137	0.088	0.087
PSA PEAK DEMAND, MW				0.062	0.066	0.067	0.063	0.064	0.071	0.068	0.063	0.066	0.063	0.062	0.061
RESERVE(DEFICIT)				0.116	0.192	0.191	0.195	0.194	0.187	0.190	0.195	0.192	0.195	0.148	0.149
LESS BIGGEST UNIT				0.080	0.080	0.080	0.080	0.080	0.080	0.080	0.080	0.080	0.080	0.080	0.080
N-1				0.036	0.112	0.111	0.115	0.114	0.107	0.110	0.115	0.112	0.115	0.068	0.069

Prepared by:


B. A. ABELLANA
 PEC Marinduque Mini Grid

POWER OUTLOOK JULY 26 TO AUGUST 25,2020

PLANT : MONGPONG DIESEL POWER PLANT
 SITUATION : 24 hours operation; DU - MARELCO

PROGRAMS:	Target Completion	PROPOSED BUDGET
1. Operating hours of plant was based on MEDP		
2 Calamity Genset 150Kw delivered at Mongpong last May 26, 2016, and put in to commercial operation last May 25, 2018.		
3 Cummins 106 KW/80KW put in commercial operation last June 24, 2018.		
4 Last September 13 ,2019 start of 24 hours operation.		

UNITS	OWNER	CAPACITIES		AVAILABLE CAPACITIES, MW											
		RATED, MW	DEP, MW	Jan	Feb	Mar	Apr	May	Jun	Jul	Aug	Sep	Oct	Nov	Dec
Unit No. 1 (ONIS VISA PERKINS)	NPC	0.054	0.050	0.050	0.050	0.050	0.050	0.050	0.050	0.050	0.050	0.050	0.050	0.050	0.050
Unit No. 2 (PERKINS)	NPC	0.050	0.048	0.048	0.048	0.048	0.048	0.048	0.048	0.048	0.048	0.048	0.048	0.048	0.000
Unit No. 3 (PERKINS)	NPC	0.080	0.080	0.000	0.080	0.080	0.080	0.080	0.080	0.080	0.080	0.080	0.080	0.080	0.080
Unit No. 4 (Cummins)	NPC	0.080	0.080	0.080	0.080	0.080	0.080	0.080	0.080	0.080	0.080	0.080	0.080	0.080	0.080
TOTAL SUPPLY		0.264	0.258	0.178	0.258	0.258	0.258	0.258	0.258	0.258	0.258	0.258	0.258	0.210	0.210
ACTUAL PEAK DEMAND, MW				0.047	0.065	0.046	0.047	0.048	0.046	0.044	0.041	0.050	0.041	0.042	0.043
GROSS RESERVE(DEFICIT)				0.131	0.193	0.212	0.211	0.210	0.212	0.214	0.217	0.208	0.217	0.168	0.167
LESS BIGGEST UNIT (N-1)				0.080	0.080	0.080	0.080	0.080	0.080	0.080	0.080	0.080	0.080	0.080	0.080
NET RESERVE				0.051	0.113	0.132	0.131	0.130	0.132	0.134	0.137	0.128	0.137	0.088	0.087
PSA PEAK DEMAND, MW				0.062	0.066	0.067	0.063	0.064	0.071	0.068	0.063	0.066	0.063	0.062	0.061
RESERVE(DEFICIT)				0.116	0.192	0.191	0.195	0.194	0.187	0.190	0.195	0.192	0.195	0.148	0.149
LESS BIGGEST UNIT				0.080	0.080	0.080	0.080	0.080	0.080	0.080	0.080	0.080	0.080	0.080	0.080
N-1				0.036	0.112	0.111	0.115	0.114	0.107	0.110	0.115	0.112	0.115	0.068	0.069

Prepared by:


B. A. ABELLANA
 PEC Marinduque Mini Grid

POWER OUTLOOK AUGUST 26 TO SEPTEMBER 25,2020

PLANT : MONGPONG DIESEL POWER PLANT
SITUATION : 24 hours operation; DU - MARELCO

PROGRAMS:	Target Completion	PROPOSED BUDGET
1. Operating hours of plant was based on MEDP		
2. Calamity Genset 150Kw delivered at Mongpong last May 26, 2016, and put in to commercial operation last May 25, 2018.		
3. Cummins 106 KW/80KW put in commercial operation last June 24, 2018.		
4. Last September 13 ,2019 start of 24 hours operation.		

UNITS	OWNER	CAPACITIES		AVAILABLE CAPACITIES, MW											
		RATED, MW	DEP, MW	Jan	Feb	Mar	Apr	May	Jun	Jul	Aug	Sep	Oct	Nov	Dec
Unit No. 1 (ONIS VISA PERKINS)	NPC	0.054	0.050	0.050	0.050	0.050	0.050	0.050	0.050	0.050	0.050	0.050	0.050	0.050	0.050
Unit No. 2 (PERKINS)	NPC	0.050	0.048	0.048	0.048	0.048	0.048	0.048	0.048	0.048	0.048	0.048	0.048	0.048	0.000
Unit No. 3 (PERKINS)	NPC	0.080	0.080	0.000	0.080	0.080	0.080	0.080	0.080	0.080	0.080	0.080	0.080	0.080	0.080
Unit No. 4 (Cummins)	NPC	0.080	0.080	0.080	0.080	0.080	0.080	0.080	0.080	0.080	0.080	0.080	0.080	0.080	0.080
TOTAL SUPPLY		0.264	0.258	0.178	0.258	0.258	0.258	0.258	0.258	0.258	0.258	0.258	0.258	0.210	0.210
ACTUAL PEAK DEMAND, MW				0.047	0.065	0.046	0.047	0.048	0.046	0.044	0.041	0.051	0.041	0.042	0.043
GROSS RESERVE(DEFICIT)				0.131	0.193	0.212	0.211	0.210	0.212	0.214	0.217	0.207	0.217	0.168	0.167
LESS BIGGEST UNIT (N-1)				0.080	0.080	0.080	0.080	0.080	0.080	0.080	0.080	0.080	0.080	0.080	0.080
NET RESERVE				0.051	0.113	0.132	0.131	0.130	0.132	0.134	0.137	0.127	0.137	0.088	0.087
PSA PEAK DEMAND, MW				0.062	0.066	0.067	0.063	0.064	0.071	0.068	0.063	0.066	0.063	0.062	0.061
RESERVE(DEFICIT)				0.116	0.192	0.191	0.195	0.194	0.187	0.190	0.195	0.192	0.195	0.148	0.149
LESS BIGGEST UNIT				0.080	0.080	0.080	0.080	0.080	0.080	0.080	0.080	0.080	0.080	0.080	0.080
N-1				0.036	0.112	0.111	0.115	0.114	0.107	0.110	0.115	0.112	0.115	0.068	0.069

Prepared by:


B. A. ABELANA
 PEC Marinduque Mini Grid

POWER OUTLOOK SEPTEMBER 26 TO OCTOBER 25,2020

PLANT : MONGPONG DIESEL POWER PLANT
 SITUATION : 24 hours operation; DU - MARELCO

PROGRAMS:	Target Completion	PROPOSED BUDGET
1. Operating hours of plant was based on MEDP		
2. Calamity Genset 150Kw delivered at Mongpong last May 26, 2016, and put in to commercial operation last May 25, 2018.		
3. Cummins 106 KW/80KW put in commercial operation last June 24, 2018.		
4. Last September 13 ,2019 start of 24 hours operation.		

UNITS	OWNER	CAPACITIES		AVAILABLE CAPACITIES, MW											
		RATED, MW	DEP, MW	Jan	Feb	Mar	Apr	May	Jun	Jul	Aug	Sep	Oct	Nov	Dec
Unit No. 1 (ONIS VISA PERKINS)	NPC	0.054	0.050	0.050	0.050	0.050	0.050	0.050	0.050	0.050	0.050	0.050	0.050	0.050	0.050
Unit No. 2 (PERKINS)	NPC	0.050	0.048	0.048	0.048	0.048	0.048	0.048	0.048	0.048	0.048	0.048	0.048	0.000	0.000
Unit No. 3 (PERKINS)	NPC	0.080	0.080	0.000	0.080	0.080	0.080	0.080	0.080	0.080	0.080	0.080	0.080	0.080	0.080
Unit No. 4 (Cummins)	NPC	0.080	0.080	0.080	0.080	0.080	0.080	0.080	0.080	0.080	0.080	0.080	0.080	0.080	0.080
TOTAL SUPPLY		0.264	0.258	0.178	0.258	0.258	0.258	0.258	0.258	0.258	0.258	0.258	0.258	0.210	0.210
ACTUAL PEAK DEMAND, MW				0.047	0.065	0.046	0.047	0.048	0.046	0.044	0.041	0.051	0.044	0.042	0.043
GROSS RESERVE(DEFICIT)				0.131	0.193	0.212	0.211	0.210	0.212	0.214	0.217	0.207	0.214	0.168	0.167
LESS BIGGEST UNIT (N-1)				0.080	0.080	0.080	0.080	0.080	0.080	0.080	0.080	0.080	0.080	0.080	0.080
NET RESERVE				0.051	0.113	0.132	0.131	0.130	0.132	0.134	0.137	0.127	0.134	0.088	0.087
PSA PEAK DEMAND, MW				0.062	0.066	0.067	0.063	0.064	0.071	0.068	0.063	0.066	0.063	0.062	0.061
RESERVE(DEFICIT)				0.116	0.192	0.191	0.195	0.194	0.187	0.190	0.195	0.192	0.195	0.148	0.149
LESS BIGGEST UNIT				0.080	0.080	0.080	0.080	0.080	0.080	0.080	0.080	0.080	0.080	0.080	0.080
N-1				0.036	0.112	0.111	0.115	0.114	0.107	0.110	0.115	0.112	0.115	0.068	0.069

Prepared by:


B. A. ABELLANA
 PEC Marinduque Mini Grid

POWER OUTLOOK OCTOBER 26 TO NOVEMBER 25,2020

PLANT : MONGPONG DIESEL POWER PLANT
 SITUATION : 24 hours operation; DU - MARELCO

PROGRAMS:	Target Completion	PROPOSED BUDGET
1. Operating hours of plant was based on MEDP		
2. Calamity Genset 150Kw delivered at Mongpong last May 26, 2016, and put in to commercial operation last May 25, 2018.		
3. Cummins 106 KW/80KW put in commercial operation last June 24, 2018.		
4. Last September 13 ,2019 start of 24 hours operation.		

UNITS	OWNER	CAPACITIES		AVAILABLE CAPACITIES, MW											
		RATED, MW	DEP, MW	Jan	Feb	Mar	Apr	May	Jun	Jul	Aug	Sep	Oct	Nov	Dec
Unit No. 1 (ONIS VISA PERKINS)	NPC	0.054	0.050	0.050	0.050	0.050	0.050	0.050	0.050	0.050	0.050	0.050	0.050	0.050	0.050
Unit No. 2 (PERKINS)	NPC	0.050	0.048	0.048	0.048	0.048	0.048	0.048	0.048	0.048	0.048	0.048	0.048	0.048	0.000
Unit No. 3 (PERKINS)	NPC	0.080	0.080	0.000	0.080	0.080	0.080	0.080	0.080	0.080	0.080	0.080	0.080	0.080	0.080
Unit No. 4 (Cummins)	NPC	0.080	0.080	0.080	0.080	0.080	0.080	0.080	0.080	0.080	0.080	0.080	0.080	0.080	0.080
TOTAL SUPPLY		0.264	0.258	0.178	0.258	0.258	0.258	0.258	0.258	0.258	0.258	0.258	0.258	0.210	0.210
ACTUAL PEAK DEMAND, MW				0.047	0.065	0.046	0.047	0.048	0.046	0.044	0.041	0.051	0.044	0.038	0.043
GROSS RESERVE(DEFICIT)				0.131	0.193	0.212	0.211	0.210	0.212	0.214	0.217	0.207	0.214	0.172	0.167
LESS BIGGEST UNIT (N-1)				0.080	0.080	0.080	0.080	0.080	0.080	0.080	0.080	0.080	0.080	0.080	0.080
NET RESERVE				0.051	0.113	0.132	0.131	0.130	0.132	0.134	0.137	0.127	0.134	0.092	0.087
PSA PEAK DEMAND, MW				0.062	0.066	0.067	0.063	0.064	0.071	0.068	0.063	0.066	0.063	0.062	0.061
RESERVE(DEFICIT)				0.116	0.192	0.191	0.195	0.194	0.187	0.190	0.195	0.192	0.195	0.148	0.149
LESS BIGGEST UNIT				0.080	0.080	0.080	0.080	0.080	0.080	0.080	0.080	0.080	0.080	0.080	0.080
N-1				0.036	0.112	0.111	0.115	0.114	0.107	0.110	0.115	0.112	0.115	0.068	0.069

Prepared by:


B. A. ABELLANA

PEC Marinduque Mini Grid

POWER OUTLOOK NOVEMBER 26 TO DECEMBER 25,2020

PLANT : MONGPONG DIESEL POWER PLANT
 SITUATION : 24 hours operation; DU - MARELCO

PROGRAMS:	Target Completion	PROPOSED BUDGET
1. Operating hours of plant was based on MEDP		
2. Calamity Genset 150Kw delivered at Mongpong last May 26, 2016, and put in to commercial operation last May 25, 2018.		
3. Cummins 106 KW/80KW put in commercial operation last June 24, 2018.		
4. Last September 13 ,2019 start of 24 hours operation.		

UNITS	OWNER	CAPACITIES		AVAILABLE CAPACITIES, MW											
		RATED, MW	DEP, MW	Jan	Feb	Mar	Apr	May	Jun	Jul	Aug	Sep	Oct	Nov	Dec
Unit No. 1 (ONIS VISA PERKINS)	NPC	0.054	0.050	0.050	0.050	0.050	0.050	0.050	0.050	0.050	0.050	0.050	0.050	0.050	0.050
Unit No. 2 (PERKINS)	NPC	0.050	0.048	0.048	0.048	0.048	0.048	0.048	0.048	0.048	0.048	0.048	0.048	0.048	0.000
Unit No. 3 (PERKINS)	NPC	0.080	0.080	0.000	0.080	0.080	0.080	0.080	0.080	0.080	0.080	0.080	0.080	0.080	0.080
Unit No. 4 (Cummins)	NPC	0.080	0.080	0.080	0.080	0.080	0.080	0.080	0.080	0.080	0.080	0.080	0.080	0.080	0.080
TOTAL SUPPLY		0.264	0.258	0.178	0.258	0.258	0.258	0.258	0.258	0.258	0.258	0.258	0.258	0.210	0.210
ACTUAL PEAK DEMAND, MW				0.047	0.065	0.046	0.047	0.048	0.046	0.044	0.041	0.051	0.044	0.038	0.045
GROSS RESERVE(DEFICIT)				0.131	0.193	0.212	0.211	0.210	0.212	0.214	0.217	0.207	0.214	0.172	0.165
LESS BIGGEST UNIT (N-1)				0.080	0.080	0.080	0.080	0.080	0.080	0.080	0.080	0.080	0.080	0.080	0.080
NET RESERVE				0.051	0.113	0.132	0.131	0.130	0.132	0.134	0.137	0.127	0.134	0.092	0.085
PSA PEAK DEMAND, MW				0.062	0.066	0.067	0.063	0.064	0.071	0.068	0.063	0.066	0.063	0.062	0.061
RESERVE(DEFICIT)				0.116	0.192	0.191	0.195	0.194	0.187	0.190	0.195	0.192	0.195	0.148	0.149
LESS BIGGEST UNIT				0.080	0.080	0.080	0.080	0.080	0.080	0.080	0.080	0.080	0.080	0.080	0.080
N-1				0.036	0.112	0.111	0.115	0.114	0.107	0.110	0.115	0.112	0.115	0.068	0.069

Prepared by:


B. W. ABELLANA
 PEC Marinduque Mini Grid

POWER OUTLOOK DECEMBER 26 TO DECEMBER 31,2020

PLANT : MONGPONG DIESEL POWER PLANT
 SITUATION : 24 hours operation; DU - MARELCO

PROGRAMS:	Target Completion	PROPOSED BUDGET
1. Operating hours of plant was based on MEDP		
2. Calamity Genset 150Kw delivered at Mongpong last May 26, 2016, and put in to commercial operation last May 25, 2018.		
3. Cummins 106 KW/80KW put in commercial operation last June 24, 2018.		
4. Last September 13, 2019 start of 24 hours operation.		

UNITS	OWNER	CAPACITIES		AVAILABLE CAPACITIES, MW											
		RATED, MW	DEP, MW	Jan	Feb	Mar	Apr	May	Jun	Jul	Aug	Sep	Oct	Nov	Dec
Unit No. 1 (ONIS VISA PERKINS)	NPC	0.054	0.050	0.050	0.050	0.050	0.050	0.050	0.050	0.050	0.050	0.050	0.050	0.050	0.050
Unit No. 2 (PERKINS)	NPC	0.050	0.048	0.048	0.048	0.048	0.048	0.048	0.048	0.048	0.048	0.048	0.048	0.048	0.000
Unit No. 3 (PERKINS)	NPC	0.080	0.080	0.000	0.080	0.080	0.080	0.080	0.080	0.080	0.080	0.080	0.080	0.080	0.080
Unit No. 4 (Cummins)	NPC	0.080	0.080	0.080	0.080	0.080	0.080	0.080	0.080	0.080	0.080	0.080	0.080	0.080	0.080
TOTAL SUPPLY		0.264	0.258	0.178	0.258	0.258	0.258	0.258	0.258	0.258	0.258	0.258	0.258	0.210	0.210
ACTUAL PEAK DEMAND, MW				0.047	0.065	0.046	0.047	0.048	0.046	0.044	0.041	0.051	0.044	0.038	0.037
GROSS RESERVE(DEFICIT)				0.131	0.193	0.212	0.211	0.210	0.212	0.214	0.217	0.207	0.214	0.172	0.173
LESS BIGGEST UNIT (N-1)				0.080	0.080	0.080	0.080	0.080	0.080	0.080	0.080	0.080	0.080	0.080	0.080
NET RESERVE				0.051	0.113	0.132	0.131	0.130	0.132	0.134	0.137	0.127	0.134	0.092	0.093
PSA PEAK DEMAND, MW				0.062	0.066	0.067	0.063	0.064	0.071	0.068	0.063	0.066	0.063	0.062	0.061
RESERVE(DEFICIT)				0.116	0.192	0.191	0.195	0.194	0.187	0.190	0.195	0.192	0.195	0.148	0.149
LESS BIGGEST UNIT				0.080	0.080	0.080	0.080	0.080	0.080	0.080	0.080	0.080	0.080	0.080	0.080
N-1				0.036	0.112	0.111	0.115	0.114	0.107	0.110	0.115	0.112	0.115	0.068	0.069

Prepared by:


B. J. ABELLANA
 PEC, Marinduque Mini Grid

HOURLY DEMAND MONGPONG DPP
 FOR THE MONTH OF JANUARY 25,2021-FEBRUARY 25 2021

DATE																																
HOUR	25	26	27	28	29	30	31	1	2	3	4	5	6	7	8	9	10	11	12	13	14	15	16	17	18	19	20	21	22	23	24	25
0100H	22	19	19	15	12	15	12	11	16	15	12	14	12	17	20	23	19	27	26	27	22	20	19	17	13	15	11	12	10	12	17	15
0200H	17	18	16	15	13	13	11	11	15	15	10	11	11	17	20	24	18	28	28	27	21	19	19	18	14	15	10	11	10	11	16	15
0300H	17	16	14	16	12	14	10	10	15	13	10	11	14	16	19	22	18	27	27	25	20	19	15	15	15	13	10	12	10	11	16	15
0400H	19	17	14	15	15	12	12	11	13	16	11	10	14	17	19	20	18	27	26	24	17	20	17	16	16	13	10	9	10	13	17	17
0500H	19	15	15	15	15	17	15	12	20	19	14	11	18	23	22	20	25	28	25	24	21	20	21	20	17	17	15	14	12	16	18	18
0600H	18	24	21	21	15	14	19	16	18	18	19	21	17	21	22	24	31	34	24	24	23	23	19	23	20	20	18	16	18	22	22	15
0700H	13	17	13	18	17	15	16	19	14	14	16	14	18	21	17	30	27	29	21	23	18	16	16	15	15	15	12	16	24	16	17	13
0800H	15	13	13	18	17	12	13	15	11	10	15	14	15	16	21	27	18	27	26	22	16	15	15	14	13	14	10	19	19	14	16	13
0900H	14	14	14	13	11	14	9	12	15	10	15	12	13	20	16	17	20	33	21	22	13	18	14	14	12	13	10	11	16	LF	15	18
1000H	17	13	14	18	17	14	12	13	17	18	15	16	16	19	19	24	20	34	25	23	18	16	18	16	13	17	13	15	15	12	17	18
1100H	19	20	19	15	17	13	13	17	15	20	15	15	19	26	18	21	29	32	26	23	24	24	23	20	17	17	16	19	19	17	21	23
1200H	21	18	17	19	16	13	11	19	18	17	17	16	19	25	20	23	28	35	22	26	23	23	20	19	18	18	17	11	15	17	19	21
1300H	20	18	22	21	16	18	14	13	19	16	17	17	14	22	19	19	22	24	30	24	23	19	23	22	19	18	14	19	13	16	19	19
1400H	22	21	19	17	18	16	12	12	18	15	20	14	14	19	22	22	25	26	28	24	26	21	21	22	19	20	15	15	14	18	19	18
1500H	20	21	19	20	17	17	14	14	20	18	18	16	21	23	21	21	27	28	31	28	27	21	23	23	22	19	20	15	14	18	21	21
1600H	18	26	21	19	18	20	20	17	21	22	22	18	18	20	22	25	32	30	31	29	29	19	24	23	22	21	19	14	17	19	20	20
1700H	17	18	20	19	18	16	17	22	22	19	20	22	19	20	22	22	31	30	31	LF	25	19	22	22	22	19	17	14	20	25	17	24
1800H	27	30	29	31	23	26	27	28	25	27	32	28	29	31	32	33	35	35	41	27	30	27	30	31	23	20	22	22	28	34	24	29
1900H	37	38	36	35	33	35	30	31	34	34	31	30	31	40	42	37	41	46	48	37	41	40	38	36	37	33	33	34	31	28	34	36
2000H	41	36	34	33	30	30	27	26	31	30	26	28	25	35	35	39	43	43	41	42	37	35	36	35	33	31	28	27	32	23	34	36
2100H	35	34	32	29	26	22	25	21	27	25	24	24	22	34	34	36	35	42	41	39	39	35	34	31	29	26	21	24	25	23	35	30
2200H	28	28	25	24	20	20	22	21	21	20	19	23	17	24	27	28	29	38	35	36	28	28	28	25	24	22	16	23	20	18	26	26
2300H	24	22	23	23	17	16	16	15	20	18	16	20	14	23	25	23	24	33	31	30	25	24	24	23	20	18	14	16	15	17	23	21
2400H	23	20	20	20	16	14	13	11	17	17	11	15	12	20	23	25	21	29	30	28	24	22	22	20	20	16	10	12	11	12	20	19

Remarks:


 Prepared by: B.A. ABELLANA

HOURLY DEMAND MONGPONG DPP
 FOR THE MONTH OF FEBRUARY 25,2021-MARCH 25 2021

	DATE																												
HOUR	25	26	27	28	1	2	3	4	5	6	7	8	9	10	11	12	13	14	15	16	17	18	19	20	21	22	23	24	25
0100H	15	19	22	22	22	21	21	19	21	19	20	19	19	21	21	22	25	18	15	19	23	22	22	22	31	30	18	20	21
0200H	15	16	22	22	21	21	20	17	20	18	19	19	LF	16	22	19	23	17	16	19	23	20	23	21	28	30	16	18	22
0300H	15	16	19	20	20	17	19	17	18	17	18	18	LF	17	19	19	20	18	16	19	18	19	21	21	26	26	16	17	18
0400H	17	15	18	19	17	16	19	16	17	18	16	19	LF	18	19	19	19	16	14	18	20	18	20	23	25	26	18	15	20
0500H	18	22	18	18	19	16	15	19	20	18	14	19	LF	LF	18	20	23	17	19	20	17	19	29	22	29	28	19	17	23
0600H	15	23	17	22	23	16	14	22	19	17	22	23	LF	LF	22	22	25	20	22	21	21	24	18	21	29	24	26	18	20
0700H	13	13	16	16	13	16	14	21	14	17	19	17	LF	LF	18	16	18	20	20	20	20	19	23	21	21	20	16	16	15
0800H	13	18	14	17	13	14	16	17	14	16	18	20	LF	LF	21	18	18	19	18	18	14	19	18	23	19	22	17	15	17
0900H	18	13	14	18	14	17	14	16	15	19	19	18	14	LF	18	18	17	16	17	19	15	18	21	22	17	22	17	15	17
1000H	18	19	14	17	19	19	19	20	17	19	18	21	21	LF	26	20	27	17	18	20	18	22	19	22	19	24	15	15	20
1100H	23	17	18	20	23	21	23	24	22	21	18	26	22	LF	22	29	21	19	23	22	25	27	26	25	23	31	15	20	25
1200H	21	22	20	23	21	21	22	25	22	22	27	22	27	LF	22	25	LF	19	25	25	22	26	23	26	24	24	18	26	25
1300H	19	18	22	20	22	24	23	24	21	20	20	24	21	23	LF	21	25	17	21	21	24	26	27	30	28	28	25	19	25
1400H	18	17	18	20	21	23	24	22	22	22	22	27	22	25	LF	22	22	19	20	25	24	24	27	28	29	29	23	17	23
1500H	21	20	19	22	24	23	25	28	22	27	26	24	25	25	22	29	27	19	21	26	24	30	30	30	28	29	24	19	26
1600H	20	19	21	20	22	24	24	24	21	26	21	23	23	23	31	26	24	27	18	27	23	25	29	24	29	27	21	15	27
1700H	24	19	23	20	20	24	22	20	20	19	19	19	24	24	35	31	25	27	22	22	22	24	24	23	26	27	24	16	25
1800H	29	31	25	26	22	21	38	28	22	26	27	28	28	25	37	27	33	39	30	29	27	28	24	24	23	34	28	26	27
1900H	36	34	39	36	36	39	42	35	38	38	38	40	40	41	44	44	38	41	35	42	46	42	42	36	45	49	37	33	40
2000H	36	34	41	36	35	37	39	35	36	38	37	36	37	40	47	39	41	33	33	40	43	39	42	36	45	46	38	31	39
2100H	30	33	35	34	34	34	39	30	32	38	36	34	32	35	38	35	41	31	29	41	37	36	43	35	42	41	32	31	33
2200H	26	28	29	26	28	29	31	27	31	22	28	31	25	26	29	32	31	28	24	27	33	29	32	24	34	37	27	28	29
2300H	21	23	25	22	24	24	24	21	25	21	21	24	22	22	24	27	26	28	20	25	27	25	26	24	33	35	25	22	24
2400H	19	22	21	24	23	24	23	18	21	21	21	21	21	22	23	25	25	21	19	24	25	23	25	25	32	30	20	21	23

Remarks:



Prepared by: B.A. ABELLANA

HOURLY DEMAND MONGPONG DPP
FOR THE MONTH OF MARCH 25,2021-APRIL 25 2021

DATE	25	26	27	28	29	30	31	1	2	3	4	5	6	7	8	9	10	11	12	13	14	15	16	17	18	19	20	21	22	23	24	25
0100H	21	23	20	24	22	27	22	29	23	26	23	31	34	25	25	20	24	21	22	22	20	24	22	22	21	20	24	21	21	25	25	25
0200H	22	22	21	24	21	25	22	26	23	20	21	25	30	26	26	20	25	21	20	21	20	20	20	21	20	20	25	21	21	24	25	28
0300H	18	20	22	24	21	24	23	25	23	20	23	20	25	23	31	18	21	19	17	31	19	22	20	22	20	20	21	22	22	25	25	25
0400H	20	21	19	21	23	20	20	25	22	21	21	21	25	23	26	17	21	19	19	19	18	20	22	20	21	16	20	19	19	25	24	25
0500H	23	22	22	21	23	23	23	24	21	21	20	25	24	25	30	18	25	21	17	20	17	22	20	20	19	17	20	20	20	32	23	27
0600H	20	22	22	22	20	20	18	20	21	21	20	24	24	20	39	20	22	22	23	22	23	22	19	21	19	23	25	18	18	26	21	24
0700H	15	17	18	20	19	21	18	17	16	14	18	22	22	22	19	17	16	20	16	18	18	19	17	24	19	21	18	18	15	17	20	
0800H	17	19	16	21	18	16	17	18	18	17	18	24	22	22	20	15	13	20	20	21	17	19	18	20	16	19	15	15	16	19	18	
0900H	17	20	16	17	19	20	18	20	20	24	20	24	19	19	18	15	15	16	17	20	18	26	16	17	16	15	16	14	14	17	19	21
1000H	20	19	17	16	19	22	18	18	19	24	21	28	21	18	18	17	18	20	25	30	18	22	20	17	18	17	16	18	18	18	22	25
1100H	25	22	25	20	20	24	22	23	23	25	28	40	30	28	22	23	22	25	24	29	20	26	27	27	22	23	23	24	24	23	26	
1200H	25	24	21	22	21	26	25	23	25	24	26	34	27	30	25	24	23	23	21	25	26	21	24	25	19	19	18	22	22	25	26	22
1300H	25	26	22	22	21	19	22	22	23	24	24	23	31	26	26	21	25	22	22	23	24	22	21	24	20	19	20	18	19	23	26	24
1400H	23	27	24	22	21	24	22	20	22	24	24	24	31	23	31	21	22	22	21	22	20	22	20	24	19	20	20	22	18	23	26	21
1500H	26	27	25	25	18	26	23	24	26	23	24	24	33	27	27	25	25	22	20	22	21	27	20	24	22	19	17	20	23	23	25	22
1600H	27	28	25	25	21	22	20	26	23	24	22	23	35	26	27	22	20	22	18	24	23	22	21	25	17	19	18	17	23	25	27	22
1700H	25	28	26	23	21	20	24	24	23	24	28	25	30	30	27	20	22	19	19	21	24	23	27	23	22	20	17	26	25	25	23	21
1800H	27	28	26	29	24	33	26	26	27	30	27	27	28	30	33	26	27	22	29	26	24	26	26	29	28	29	32	28	27	28	32	34
1900H	40	38	39	39	39	46	40	40	43	44	40	42	45	43	38	39	41	36	36	37	37	40	41	42	39	37	37	40	41	42	45	45
2000H	39	40	39	41	41	41	40	40	42	43	38	41	46	42	41	37	40	40	34	39	37	39	37	40	35	34	38	38	38	44	45	42
2100H	33	34	34	40	38	41	37	37	39	37	36	39	38	40	38	32	40	35	33	36	33	33	34	36	33	28	37	35	34	43	41	39
2200H	29	30	26	33	29	35	32	32	33	34	34	33	37	37	35	26	32	30	27	29	26	30	30	31	29	26	30	27	31	34	35	34
2300H	24	26	24	30	26	32	26	26	29	31	28	30	38	34	31	25	29	27	26	26	22	25	28	26	23	23	27	25	28	29	33	33
2400H	23	27	22	24	25	28	25	25	29	29	28	29	33	29	33	22	28	23	24	23	21	24	26	26	21	20	26	23	25	29	31	29

Remarks:


Prepared by: **B.A.ABELLANA**

APR 7 8 2021
E.42mm

HOURLY DEMAND MONGPONG DPP
 FOR THE MONTH OF APRIL 25,2021-MAY 25, 2021

DATE	25	26	27	28	29	30	1	2	3	4	5	6	7	8	9	10	11	12	13	14	15	16	17	18	19	20	21	22	23	24	25
0100H	21	24	24	20	20	22	20	27	30	29	28	29	30	31	31	31	30	27	27	37	31	35	34	31	39	37	26	24	29	32	33
0200H	22	21	22	17	19	23	20	27	24	28	29	26	27	30	28	30	25	24	28	33	28	34	30	30	32	36	24	24	27	32	30
0300H	18	19	20	16	19	22	20	25	22	24	24	25	24	29	24	29	20	26	25	32	27	29	27	27	32	36	23	24	27	32	29
0400H	20	21	20	19	17	20	22	21	22	21	22	26	22	24	22	27	25	23	24	30	28	27	28	29	36	35	22	23	27	32	31
0500H	23	18	18	19	21	22	19	19	22	25	22	25	22	26	26	23	24	27	24	31	27	29	20	30	35	36	25	22	22	28	36
0600H	20	19	19	18	19	19	19	21	20	31	23	23	23	21	25	22	22	22	21	30	27	24	19	28	26	27	30	23	24	23	23
0700H	15	18	18	16	17	19	19	17	19	18	21	20	20	21	22	21	25	20	27	23	18	26	21	23	21	27	26	21	22	22	23
0800H	17	17	14	14	20	15	17	16	16	19	18	20	20	20	20	23	21	23	21	30	20	25	21	22	23	26	16	19	23	21	22
0900H	17	18	18	19	15	17	17	18	16	18	20	17	22	22	17	19	LF	20	22	18	20	26	21	24	26	29	18	20	25	20	26
1000H	20	19	16	19	18	20	24	15	21	20	24	20	23	22	25	19	LF	34	21	27	22	22	19	28	21	21	19	24	26	19	30
1100H	25	18	26	19	25	26	26	23	23	27	25	26	29	25	30	25	LF	25	LF	25	28	31	27	28	32	21	22	22	26	28	29
1200H	25	23	22	20	21	22	26	23	25	25	23	24	31	26	26	26	LF	30	LF	29	31	27	29	LF	31	24	20	26	34	28	21
1300H	25	23	23	22	20	22	24	26	23	24	23	24	20	29	24	25	26	LF	25	LF	34	29	25	29	LF	30	25	21	25	25	24
1400H	23	22	26	LF	21	23	24	24	23	23	25	27	34	26	25	26	27	24	25	LF	32	29	26	36	LF	31	27	24	23	26	27
1500H	26	20	24	LF	22	26	22	24	22	25	24	25	26	26	24	22	24	24	29	LF	39	27	30	34	LF	31	28	22	24	25	29
1600H	27	19	24	LF	26	21	20	22	20	25	23	26	26	25	23	20	24	22	26	LF	30	25	28	31	LF	33	25	22	24	23	30
1700H	25	26	27	29	26	22	22	23	22	23	22	23	28	24	25	21	27	23	22	28	30	31	20	29	LF	33	26	22	26	21	28
1800H	27	32	29	35	26	24	21	29	24	29	31	29	28	26	38	30	33	25	30	34	27	33	31	33	35	31	24	24	31	27	32
1900H	40	42	47	42	41	40	42	43	40	45	41	42	43	44	44	50	42	40	40	50	42	45	44	42	50	53	43	37	44	43	48
2000H	39	40	41	38	39	44	43	43	42	44	41	43	43	46	46	47	44	42	38	49	42	46	47	42	51	57	40	38	45	47	50
2100H	33	37	39	36	37	40	37	39	41	37	42	40	40	43	41	44	42	38	35	46	41	46	45	38	47	43	33	36	42	47	43
2200H	29	31	32	30	30	34	33	35	34	32	35	35	35	40	35	38	36	33	36	40	36	42	40	37	52	44	31	33	38	44	42
2300H	24	28	29	24	25	29	28	30	31	30	31	33	34	35	32	34	32	32	30	36	35	35	35	37	44	39	28	26	38	40	37
2400H	23	26	25	24	23	30	28	29	28	31	29	32	32	35	30	32	29	30	30	38	31	33	30	33	39	37	28	27	34	36	34

Remarks:



Prepared by: B.A.ABELLANA

HOURLY DEMAND MONGPONG DPP
FOR THE MONTH OF MAY 25,2021-JUNE 25, 2021

DATE

DATE	25	26	27	28	29	30	31	1	2	3	4	5	6	7	8	9	10	11	12	13	14	15	16	17	18	19	20	21	22	23	24	25
0100H	33	33	34	35	40	42	35	32	31	24	31	28	37	32	30	31	18	25	23	35	22	26	29	28	29	34	38	33	35	31	30	30
0200H	30	32	32	35	38	40	35	31	31	24	28	29	33	32	29	26	17	25	24	30	22	28	27	26	25	34	38	31	29	30	29	29
0300H	29	30	31	31	36	38	31	31	30	20	30	27	33	31	26	23	18	22	23	28	22	24	26	25	24	32	37	30	26	28	28	27
0400H	31	27	32	31	36	36	31	29	30	20	29	25	30	27	25	22	17	21	22	28	23	25	23	24	22	31	34	30	23	25	30	27
0500H	36	28	31	32	36	31	34	26	35	29	31	21	30	24	28	25	18	21	22	37	22	26	23	27	26	30	40	28	24	24	28	26
0600H	23	28	27	25	29	31	25	23	LF	27	24	21	29	20	24	25	18	19	24	32	24	22	20	22	16	29	35	22	22	24	19	23
0700H	23	21	23	22	26	22	22	22	LF	18	16	17	27	19	20	21	20	18	22	30	22	22	19	19	19	28	38	20	20	20	19	21
0800H	22	22	26	22	27	28	22	24	LF	20	19	25	22	17	22	21	17	19	20	23	19	17	18	19	18	26	37	21	17	20	20	22
0900H	26	23	21	23	27	33	24	23	LF	22	23	22	28	20	18	17	22	19	22	22	20	19	17	21	19	21	27	28	21	21	19	26
1000H	30	22	20	28	25	25	24	27	LF	24	19	24	31	22	22	22	23	20	25	23	17	27	23	24	25	27	33	22	19	23	26	25
1100H	29	25	26	31	26	28	28	30	LF	27	30	30	35	26	25	24	24	23	22	27	22	28	24	26	26	24	35	24	22	25	31	29
1200H	29	25	25	28	32	32	26	30	LF	LF	22	25	33	29	27	22	25	26	23	24	24	25	23	23	26	29	38	24	21	24	23	28
1300H	24	24	26	27	31	32	28	29	30	LF	23	23	28	31	25	24	17	21	19	23	22	23	24	26	24	25	26	24	24	23	23	27
1400H	27	27	26	28	28	32	30	21	27	LF	24	25	27	30	27	23	20	22	20	23	LF	23	25	25	24	25	29	21	21	22	23	30
1500H	29	28	27	26	36	35	30	27	29	16	25	25	29	28	27	25	23	21	20	23	LF	27	27	24	25	27	28	22	22	21	24	26
1600H	30	26	29	25	35	29	25	27	29	18	24	21	27	29	25	25	19	23	22	25	LF	24	23	22	19	28	25	23	22	20	21	26
1700H	28	28	28	35	31	30	24	29	25	32	25	20	25	22	26	24	23	20	21	31	20	25	22	23	24	25	34	21	17	21	22	27
1800H	32	35	32	30	30	32	31	32	25	29	32	31	31	31	27	27	29	27	26	31	31	25	25	27	25	27	26	29	31	27	24	29
1900H	48	45	42	43	46	48	45	46	46	38	42	39	42	43	43	41	35	41	40	49	38	35	40	42	40	45	57	43	44	37	38	43
2000H	50	46	45	51	47	47	50	47	47	39	47	42	49	45	40	41	39	44	38	47	38	41	43	45	45	46	55	44	41	44	44	46
2100H	43	44	41	45	48	52	44	41	46	34	46	40	42	44	40	41	31	39	37	39	37	37	41	40	43	42	49	41	38	43	43	43
2200H	42	40	37	39	45	45	40	37	40	30	39	35	43	39	36	37	26	33	35	40	31	35	36	37	32	40	48	37	30	32	35	36
2300H	37	35	35	38	41	39	36	33	38	28	28	33	39	35	32	33	22	28	31	39	26	29	30	31	32	35	37	34	27	29	31	32
2400H	34	34	36	35	39	42	36	33	35	25	32	31	35	35	30	31	18	27	26	37	25	28	28	27	29	35	42	32	30	30	31	31

Remarks:


Prepared by: B.A.ABELLANA

HOURLY DEMAND MONGPONG DPP
FOR THE MONTH OF JUNE 25, 2021-JULY 25, 2021

DATE	25	26	27	28	29	30	1	2	3	4	5	6	7	8	9	10	11	12	13	14	15	16	17	18	19	20	21	22	23	24	25
0100H	30	35	29	31	27	31	31	31	34	18	27	25	23	24	25	24	24	34	34	26	35	30	26	30	33	29	33	22	20	23	21
0200H	29	32	27	29	26	31	30	31	30	18	23	27	23	23	25	24	24	30	30	26	34	28	26	25	29	27	32	22	20	22	21
0300H	27	31	27	30	26	31	30	31	29	19	24	23	21	21	23	23	22	30	30	21	34	22	26	23	29	27	31	24	19	22	20
0400H	27	30	37	30	27	29	28	30	29	18	24	23	22	19	21	25	21	29	29	20	33	27	24	22	28	25	30	26	29	21	20
0500H	26	35	37	28	28	29	30	30	30	19	20	26	20	22	28	27	25	28	33	26	32	18	23	23	27	27	31	24	20	22	18
0600H	23	22	33	19	23	27	24	25	29	22	22	21	17	17	22	22	22	26	26	20	29	20	22	22	26	24	30	24	25	26	20
0700H	21	23	34	18	18	26	21	23	31	20	18	20	17	17	22	20	15	22	27	19	23	17	18	27	21	18	27	24	24	20	16
0800H	22	24	27	22	20	23	22	21	20	16	17	17	17	18	19	21	16	25	24	19	24	21	20	27	22	22	20	20	24	20	19
0900H	26	LF	36	19	22	22	28	21	19	23	20	18	18	18	23	33	23	25	26	23	22	25	15	20	20	20	22	14	16	17	25
1000H	25	LF	LF	23	25	21	25	22	21	35	19	21	21	25	25	23	28	23	26	23	22	20	15	25	22	22	20	16	17	17	23
1100H	29	LF	19	24	24	30	20	26	23	27	32	22	22	30	28	23	32	24	27	24	22	22	16	31	30	28	20	17	20	17	27
1200H	28	LF	27	27	26	30	29	28	19	27	31	22	22	28	26	24	30	23	32	23	23	22	17	29	23	26	22	18	20	18	25
1300H	27	32	LF	26	25	28	29	27	28	18	22	23	20	24	30	26	22	28	26	25	24	23	26	21	30	28	27	20	19	18	18
1400H	30	26	LF	24	25	29	27	29	20	19	22	22	23	22	29	25	32	28	25	25	26	25	23	20	23	25	30	18	18	20	20
1500H	26	24	LF	25	25	25	30	27	25	19	22	26	20	23	29	26	29	27	24	LM	27	25	23	22	26	25	28	22	18	19	18
1600H	26	25	LF	24	26	25	23	23	27	25	19	25	26	22	29	26	23	25	25	25	25	23	26	22	26	26	25	25	20	19	20
1700H	27	26	LF	26	23	23	28	24	27	27	20	20	27	36	28	26	36	27	29	31	25	22	22	19	26	33	28	26	23	22	17
1800H	29	28	34	32	32	20	26	30	36	33	24	30	29	24	35	25	28	34	35	33	28	27	27	23	26	33	38	33	30	32	25
1900H	43	45	45	44	43	42	43	44	43	37	40	38	37	36	42	43	40	46	52	43	48	45	44	40	43	40	51	38	36	41	35
2000H	46	45	44	45	47	43	47	49	43	37	42	43	40	41	43	43	42	45	49	40	46	46	42	44	47	45	49	44	40	42	39
2100H	43	44	45	43	40	43	43	45	43	31	43	41	36	35	43	40	39	44	43	34	46	40	39	37	47	41	45	35	34	37	33
2200H	36	42	37	34	34	38	40	34	39	23	33	37	33	31	36	36	33	39	40	32	42	36	34	35	41	37	38	28	27	32	29
2300H	32	34	31	32	31	36	32	30	38	24	28	33	29	30	32	32	30	35	37	30	36	32	31	33	35	32	37	26	24	29	24
2400H	31	35	30	31	28	33	32	32	35	20	27	29	29	27	27	30	29	34	33	26	38	31	28	30	35	29	35	24	21	26	23

Remarks:

Prepared by: B. ABELLANA


MARELCO
 JUL 28 2021
 MARELCO

HOURLY DEMAND MONGPONG DPP
FOR THE MONTH OF JULY 25, 2021-AUGUST 25, 2021

DATE																																
HOUR	25	26	27	28	29	30	31	1	2	3	4	5	6	7	8	9	10	11	12	13	14	15	16	17	18	19	20	21	22	23	24	25
0100H	21	27	29	29	29	30	27	38	30	29	32	27	30	30	30	32	22	25	30	33	LF	29	23	29	24	32	31	27	25	27	26	27
0200H	21	25	29	29	27	29	25	35	30	27	32	27	28	29	30	34	22	23	30	32	LF	28	23	29	23	25	27	28	24	24	26	27
0300H	20	25	29	26	27	27	24	35	30	26	29	24	27	26	29	29	18	24	28	31	LF	28	22	28	26	24	28	26	23	26	26	26
0400H	20	24	25	25	24	27	23	33	30	24	29	23	27	26	27	29	19	22	28	31	LF	24	25	26	27	24	23	27	24	25	26	26
0500H	18	25	21	34	24	28	24	32	33	27	32	27	26	29	31	35	18	23	28	29	LF	25	19	26	23	23	27	27	21	25	31	25
0600H	20	22	20	25	28	27	26	33	28	22	30	23	21	24	28	30	18	18	25	29	LF	22	17	21	24	21	26	25	27	26	29	26
0700H	16	19	20	19	24	21	18	31	27	19	25	19	18	23	21	26	22	22	23	21	LF	21	23	19	22	21	26	19	19	18	17	
0800H	19	17	20	23	20	23	21	30	23	17	23	18	17	20	22	22	23	23	25	20	25	19	19	19	19	27	20	20	21	21	18	18
0900H	25	17	20	20	22	23	LF	27	29	19	22	18	18	20	21	22	18	19	LM	LM	26	19	LF	23	16	27	19	21	20	17	17	17
1000H	23	22	24	21	30	22	LF	36	29	28	22	20	22	25	23	24	26	LM	LM	LM	28	24	18	21	18	27	22	21	22	22	24	20
1100H	27	24	23	34	21	28	LF	34	31	33	21	19	29	30	32	24	22	LM	LM	LM	31	26	22	27	24	27	24	28	26	22	23	23
1200H	25	27	25	27	22	24	LF	32	32	27	21	24	29	28	27	27	20	LM	LM	LM	32	26	26	27	25	27	27	23	25	25	24	23
1300H	18	23	21	21	30	27	29	LF	27	26	31	22	22	26	28	27	27	19	LM	LM	LM	29	25	22	23	26	LM	25	23	30	21	22
1400H	20	21	20	26	23	24	24	LF	29	23	28	21	22	25	28	27	28	18	19	LM	LM	24	25	22	18	23	LM	24	24	27	22	23
1500H	18	22	21	21	34	21	21	LF	33	22	27	23	21	23	30	23	30	18	22	LM	LM	30	20	25	19	25	LM	19	21	28	21	28
1600H	20	23	24	22	32	25	21	LF	26	26	27	22	26	24	27	25	22	17	24	LM	LM	25	21	21	21	26	LM	22	22	23	23	21
1700H	17	25	25	26	24	23	20	29	28	27	26	24	21	26	23	23	25	29	23	30	37	26	24	21	22	24	LM	31	26	24	26	24
1800H	25	31	27	30	28	29	28	35	29	28	35	27	22	21	29	29	32	35	30	40	35	33	25	26	29	27	36	35	34	27	32	34
1900H	35	42	36	39	39	39	41	47	41	42	51	39	41	42	47	43	42	41	50	49	53	49	33	46	30	45	49	39	41	40	42	43
2000H	39	41	43	44	40	40	41	45	49	45	47	42	44	45	46	51	48	34	46		52	47	38	45	37	46	48	42	45	36	43	43
2100H	33	44	40	40	40	39	38	44	45	41	46	39	39	42	43	48	41	32	43	47	45	41	35	43	35	42	45	38	41	36	42	40
2200H	29	35	37	36	35	38	35	37	40	38	41	35	36	40	35	38	24	28	40	48	42	35	31	37	32	37	41	34	31	32	38	36
2300H	24	33	30	33	29	34	30	39	38	31	33	33	34	31	32	35	26	26	33	37	LF	31	27	34	27	33	36	29	29	29	32	32
2400H	23	30	30	29	27	32	30	37	34	30	32	30	30	31	31	34	26	25	33	35	LF	29	25	33	26	31	33	28	27	29	31	31

Remarks:


Prepared by: B.A. ABELLANA

AUG 31 2021
 10:00

HOURLY DEMAND MONGPONG DPP
FOR THE MONTH OF AUGUST 25, 2021-SEPTEMBER 25, 2021

DATE																																
HR	25	26	27	28	29	30	31	1	2	3	4	5	6	7	8	9	10	11	12	13	14	15	16	17	18	19	20	21	22	23	24	25
0100H	27	26	19	26	23	26	26	25	26	24	24	28	30	21	LF	22	27	21	25	27	25	29	27	16	24	17	18	22	24	21	24	20
0200H	27	26	18	25	23	26	26	25	23	23	22	26	28	22	LF	22	25	21	23	24	25	26	24	15	23	19	18	21	23	20	21	18
0300H	26	24	18	25	22	26	26	24	20	22	21	25	27	22	LF	18	29	18	21	24	24	24	24	17	22	19	17	20	24	19	19	17
0400H	26	22	22	22	23	27	23	23	21	22	21	24	27	22	LF	17	25	19	21	22	23	23	23	15	21	19	16	18	22	20	19	20
0500H	23	25	19	24	25	22	24	22	24	22	20	22	28	24	LF	18	22	20	21	25	24	23	28	15	21	19	18	22	21	23	22	17
0600H	26	25	20	26	20	21	23	21	22	22	20	22	24	23	LF	18	20	18	22	23	19	23	21	18	24	21	16	21	20	22	23	21
0700H	13	25	24	19	21	17	17	19	20	20	20	25	17	25	LF	17	20	14	17	17	17	20	20	14	18	17	13	17	16	20	16	17
0800H	18	16	17	18	21	19	19	18	17	20	19	15	17	20	LF	13	19	16	18	17	17	19	16	11	23	12	18	16	14	18	18	23
0900H	17	18	19	20	19	17	20	20	19	19	19	17	18	17	LF	13	20	16	16	18	18	19	18	18	19	15	20	13	17	15	19	20
1000H	20	18	18	21	19	19	19	19	21	21	20	23	21	20	LF	13	23	16	17	20	20	21	22	20	18	19	23	14	19	17	17	22
1100H	23	25	24	25	18	21	24	25	21	29	27	24	27	20	LF	23	23	20	21	25	23	26	25	24	24	21	24	21	19	24	19	24
1200H	23	27	24	25	24	23	24	21	27	20	26	25	25	22	LF	23	17	20	26	22	26	25	23	20	20	19	21	22	22	24	16	25
1300H	22	21	16	24	26	20	21	18	23	23	22	26	24	14	19	LF	19	17	20	19	20	24	22	22	22	24	18	24	22	22	24	16
1400H	23	21	18	27	22	19	22	18	22	20	24	25	23	15	15	LF	22	21	20	19	20	22	22	15	22	21	18	28	22	21	22	17
1500H	28	20	15	21	22	19	22	22	20	20	24	24	24	14	21	LF	23	22	20	20	21	25	24	17	24	22	21	24	24	25	23	16
1600H	21	23	23	25	22	20	23	21	22	22	19	25	22	21	20	LF	20	23	18	21	19	23	22	17	24	22	20	15	15	21	22	19
1700H	24	21	22	23	21	22	25	23	25	18	19	27	25	31	21	24	24	26	27	23	20	26	26	21	23	29	20	31	27	20	22	20
1800H	34	24	29	30	33	34	33	32	33	29	22	31	33	33	27	40	28	27	32	29	29	37	35	38	32	31	34	34	30	34	35	32
1900H	43	38	38	40	43	40	41	44	40	39	39	43	42	37	37	42	40	37	39	44	40	45	40	35	37	41	35	41	39	43	38	LF
2000H	43	36	23	42	40	43	44	44	42	39	38	42	44	35	34	35	43	38	37	38	40	45	42	32	36	37	34	36	40	40	38	33
2100H	40	36	26	37	36	42	40	38	35	35	35	38	41	33	29	32	42	32	34	38	35	41	36	28	32	35	32	35	37	37	35	31
2200H	36	32	25	33	31	33	34	32	29	33	33	34	37	28	24	29	33	28	29	32	31	36	34	22	30	34	29	29	32	33	31	30
2300H	32	27	25	30	27	31	28	30	27	29	28	31	32	26	20	27	30	25	27	30	27	32	30	17	27	28	25	26	27	30	29	27
2400H	31	27	24	28	26	30	28	28	25	26	24	30	32	24	18	24	28	22	24	26	26	29	28	16	24	24	23	23	25	22	25	23

Remarks:


 Prepared by: **B.A. ABELLANA**

OFFICE OF THE GENERAL MANAGER
 **RECEIVED**
SEP 29 2021
 BY:  TIME: 10:31 AM

HOURLY DEMAND MONGPONG DPP
FOR THE MONTH OF SEPTEMBER 25, 2021-OCTOBER 25, 2021

DATE	25	26	27	28	29	30	1	2	3	4	5	6	7	8	9	10	11	12	13	14	15	16	17	18	19	20	21	22	23	24	25
0100H	20	25	29	26	26	27	28	30	23	26	20	17	23	23	24	31	21	26	15	21	23	22	31	22	21	25	22	23	22	29	23
0200H	18	21	27	25	26	27	24	27	22	26	19	16	22	20	22	28	21	25	15	20	22	21	32	21	20	25	21	22	22	26	22
0300H	17	21	26	23	24	25	24	26	24	21	19	16	23	23	22	27	18	21	13	19	24	21	30	19	21	24	21	20	21	25	21
0400H	20	20	27	24	23	25	25	29	24	20	19	17	23	22	20	28	19	23	16	19	24	21	28	19	20	21	20	19	20	24	23
0500H	17	21	24	25	25	23	26	29	25	18	18	19	23	21	26	27	20	24	15	24	27	25	29	17	20	24	20	21	26	25	23
0600H	21	19	20	26	24	26	30	25	22	19	20	22	26	22	27	29	18	26	20	38	24	32	29	24	23	22	21	25	23	32	22
0700H	17	16	20	25	20	24	18	21	17	20	17	15	19	17	18	23	14	26	18	18	22	22	22	23	28	19	17	17	21	33	26
0800H	23	16	20	22	18	21	18	21	16	13	19	13	21	17	21	25	16	21	19	18	20	23	27	14	19	18	20	19	18	22	24
0900H	20	16	16	20	21	21	19	20	17	14	13		15	16	23	24	16	13	19	13	21	21	26	16	24	16	17	26	26	22	22
1000H	22	18	19	20	20	22	19	24	23	19	19	16	19	22	25	21	16	13	16	15	22	24	36	20	24	17	23	26	24	24	20
1100H	24	30	20	24	24	24	21	25	23	21	19	17	24	22	30	25	20	19	18	23	19	36	27	24	32	25	27	26	31	28	24
1200H	25	25	20	26	20	19	21	27	23	16	19	22	22	21	30	25	20	14	22	22	22	31	23	27	25	22	21	26	31	25	21
1300H	16	24	21	21	25	21	20	22	20	21	16	20	17	22	20	28	17	19	17	LF	23	23	32	23	25	23	24	27	22	25	23
1400H	17	24	22	21	23	23	20	23	21	18	16	21	21	23	20	27	21	24	15	LF	22	21	28	21	26	23	24	23	26	26	21
1500H	16	LF	20	21	21	25	22	24	21	18	17	24	21	24	21	28	22	24	17	LF	21	22	31	24	27	24	26	23	26	26	20
1600H	19	LF	21	21	21	22	23	26	26	24	18	23	19	25	24	28	23	22	17	LF	20	21	35	24	25	22	20	23	28	31	19
1700H	20	24	21	21	26	26	28	LF	24	22	25	17	22	26	26	27	26	21	26	25	28	32	32	25	34	28	26	26	27	38	24
1800H	32	35	37	38	37	36	35	42	36	22	33	30	37	35	35	43	27	37	35	41	40	41		39	41	36	40	35	36	42	34
1900H	LF	41	45	43	43	44	43	47	41	41	36	37	38	39	41	48	37	39	32	41	40	40	45	38	40	37	41	36	38	44	34
2000H	33	38	44	41	42	44	45	42	43	41	33	32	38	39	41	45	38	40	26	40	38	41	43	34	40	37	38	39	40	40	30
2100H	31	38	42	38	38	41	37	40	32	39	35	29	35	36	36	42	32	38	26	35	35	37	42	34	34	35	34	35	32	40	27
2200H	30	30	36	35	35	37	36	37	31	36	30	26	30	32	31	38	28	30	23	28	29	30	40	28	31	32	30	33	31	35	27
2300H	27	29	32	29	29	32	29	32	25	32	24	23	28	28	27	36	25	28	29	25	25	26	36	26	29	30	28	30	28	32	25
2400H	23	28	29	29	28	29	27	30	24	28	22	20	25	27	25	31	22	26	15	23	24	24	31	26	25	27	26	27	26	31	25

Remarks:


Prepared by: **B.A. ABELLANA**



OCT 28 2021
9:28 AM

HOURLY DEMAND MONGPONG DPP
FOR THE MONTH OF OCTOBER 25, 2021-NOVEMBER 25, 2021

DATE		25	26	27	28	29	30	31	1	2	3	4	5	6	7	8	9	10	11	12	13	14	15	16	17	18	19	20	21	22	23	24	25
0100H	23	21	25	21	25	24	34	37	28	29	26	23	29	36	27	33	30	28	27	LF	38	22	24	21	26	28	19	27	21	23	21	24	
0200H	22	23	22	22	24	25	31	34	26	27	27	23	27	35	26	31	29	27	25	LF	36	21	22	21	24	26	18	23	21	23	21	24	
0300H	21	17	21	21	33	24	30	31	26	28	27	22	27	33	24	32	27	26	26	LF	34	21	22	21	23	23	18	22	17	22	19	22	
0400H	23	29	23	20	21	25	29	32	26	29	27	25	27	33	26	30	26	26	24	LF	33	20	20	21	22	21	19	21	18	23	20	21	
0500H	23	21	25	22	22	22	32	34	27	27	34	25	29	39	35	29	26	29	29	LF	35	23	25	21	24	29	24	21	20	27	23	22	
0600H	22	20	24	23	31	28	36	35	32	30	29	27	26	39	28	32	32	28	34	LF	38	19	29	23	27	32	21	26	22	19	27	24	
0700H	26	14	16	22	22	21	25	30	27	23	27	20	25	29	23	21	33	20	27	LF	28	18	25	26	20	16	23	22	15	20	20	20	
0800H	24	15	20	20	22	22	29	35	23	20	28	24	26	27	25	22	26	20	25	LF	23	15	22		18	18	16	22	16	17	19	19	
0900H	22	14	20	19	19	29	29	31	22	18	23	18	24	25	24	30	21	26	26	LF	24	22	21	15	24	26	22	24	21	19	17	18	
1000H	20	17	21	19	19	30	35	29	26	25	26	20	25	28	31	32	32	29	24	LF	29	22	29	21	22	21	31	29	21	27	19	21	
1100H	24	22	23	25	24	33	38	34	30	26	23	25	32	33	38	21	29	35	29	LF	27	28	29	25	35	25	31	32	30	30	27	23	
1200H	21	22	24	31	22	34	36	33	28	26	23	24	28	29	31	32	28	34	31	LF	30	28	32	26	30	23	27	29	26	29	28	22	
1300H	23	19	18	20	26	22	30	36	31	28	29	24	23	31	30	36	31	31	32	LF	33	23	30	34	30	31	24	24	28	29	28	25	
1400H	21	16	20	19	26	21	25	41	30	27	27	27	22	34	31	34	32	30	32	31	36	20	32	29	25	31	25	24	24	28	27	28	
1500H	20	22	19	18	26	21	28	34	29	32	28	24	26	34	28	30	31	30	26	33	37	24	31	27	26	28	21	24	24	24	25	23	
1600H	19	23	21	23	23	25	32	33	29	23	23	18	25	34	24	31	32	27	24	31	42	25	25	27	22	25	21	26	23	25	23	23	
1700H	24	28	23	40	23	35	29	35	29	26	29	23	26	32	26	33	30	31	33	31	45	29	28	30	30	29	28	39	24	24	34	36	
1800H	34	34	37	40	36	38	42	52	44	45	45	38	41	54	44	51	44	47	47	43		43	48	48	41	47	39	52	38	43	47	34	
1900H	34	35	37	39	38	36	47	57	42	44	41	39	44	52	46	49	47	49	47	47	56	47	40	43	44	44	41	43	42	47	41	37	
2000H	30	38	36	36	40	37	48	49	44	39	41	39	40	47	44	49	44	43	42	42	57	41	40	44	43	42	35	43	39	44	41	38	
2100H	27	31	35	28	35	37	44	44	40	37	34	36	40	51	39	45	41	41	39	39	51	42	35	38	38	39	35	38	38	39	35	34	
2200H	27	25	28	25	30	29	38	43	34	31	32	31	33	44	36	40	36	34	38	34	44	31	32	31	34	33	29	37	32	31	30	29	
2300H	25	24	25	25	29	28	37	39	32	30	28	25	29	40	34	35	34	30	LF	30	42	29	29	27	31	31	26	33	28	31	27	26	
2400H	25	24	26	24	27	25	34	39	29	28	28	25	29	39	28	34	31	29	LF	29	39	28	26	24	28	27	25	29	26	26	25	25	

Remarks:


Prepared by: B.A. ABELLANA

OFFICE OF THE GENERAL MANAGER
RECEIVED
DEC 01 2021
BY: 
16:20 PM

HOURLY DEMAND MONGPONG DPP
 FOR THE MONTH OF NOVEMBER 25, 2021-DECEMBER 25, 2021

DATE

DATE	25	26	27	28	29	30	1	2	3	4	5	6	7	8	9	10	11	12	13	14	15	16	17	18	19	20	21	22	23	24	25
0100H	24	28	31	37	30	29	27	21	22	21	18	15	16	16	16	17	23	16	12	14	20	26	20	26	23	22	24	24	30	45	
0200H	24	27	29	34	28	26	26	21	21	19	18	16	15	15	16	16	22	16	13	13	20	24	20	23	21	22	23	24	26	41	
0300H	22	26	29	36	28	26	27	22	20	17	16	19	17	14	15	16	18	22	14	13	14	20	21	22	22	21	22	23	22	25	40
0400H	21	26	29	34	25	26	25	20	19	17	18	16	18	16	16	18	22	15	12	14	21	22	24	25	22	21	24	23	25	40	
0500H	22	26	33	34	27	31	26	17	22	20	20	20	18	17	16	17	18	22	20	18	16	22	24	31	26	29	20	20	23	25	40
0600H	24	31	26	43	27	22	29	20	21	20	27	22	25	21	27	21	22	27	19	19	20	LF	29	23	24	29	20	25	23	30	43
0700H	20	23	31	36	29	17	23	14	23	18	18	20	20	19	13	22	17	24	16	17	20	LF	32	23	28	22	17	23	23	26	43
0800H	19	20	28	34	20	19	24	14	18	16	21	19	16	16	22	20	18	21	16	14	20	LF	24	19	19	22	18	20	16	26	37
0900H	18	21	32	33	21	20	19	16	20	22	21	21	22	19	19	22	24	22	24	16	21	LF	29	20	20	17	16	21	15	30	34
1000H	21	20	39	36	24	25	22	21	17	23	25	25	19	16	20	20	32	25	27	24	29	LF	21	24	22	22	17	23	20	37	33
1100H	23	25	40	38	28	23	21	24	23	35	24	25	24	19	22	20	34	28	24	21	31	LF	28	34	24	30	19	24	21	37	40
1200H	22	28	41	30	27	27	21	27	24	30	27	25	20	21	24	19	28	23	22	22	25	LF	25	32	25	32	21	26	22	40	40
1300H	25	28	27	38	31	30	32	21	22	21	27	18	20	20	19	23	17	24	23	20	22	23	LF	23	32	25	30	26	26	30	44
1400H	28	28	30	41	29	28	32	24	23	20	26	17	18	18	20	22	21	26	23	16	18	26	LF	24	31	23	27	27	25	28	42
1500H	23	25	31	37	26	28	28	24	24	18	23	18	19	18	19	22	22	28	21	19	20	24	LF	22	26	20	27	23	28	31	38
1600H	23	26	32	34	24	26	28	24	20	23	25	16	22	17	18	18	20	31	21	21	19	24	37	24	28	26	24	25	23	32	43
1700H	36	33	32	46	32	24	33	27	24	28	32	22	28	22	22	28	22	37	30	27	27	29	47	26	29	32	28	29	26	35	45
1800H	34	43	46	54	44	49	44	42	35	35	42	40	34	36	39	38	37	42	39	40	34	37	47	41	49	38	36	40	41	43	60
1900H	37	45	46	57	51	51	48	37	39	37	41	37	35	36	39	36	35	42	36	31	37	39	45	39	41	42	42	41	47	50	65
2000H	38	42	47	61	46	47	43	36	31	31	38	34	37	35	32	32	34	38	32	29	37	39	38	40	46	43	43	41	46	43	62
2100H	34	30	47	49	45	39	36	32	31	30	36	30	33	27	28	25	29	30	27	23	28	32	35	35	39	39	38	36	38	45	61
2200H	29	31	43	46	38	37	36	26	25	26	28	26	28	23	24	23	24	29	21	18	24	26	33	30	34	34	32	31	30	34	60
2300H	26	30	43	42	32	30	30	22	24	20	23	24	34	19	22	23	23	26	20	15	20	24	26	24	27	27	28	29	28	31	53
2400H	25	28	33	41	30	29	28	24	23	20	21	22	21	19	20	20	20	25	19	14	17	23	25	22	25	23	25	28	26	30	49

Remarks:


 Prepared by: **B.A. ABELLANA**

POWER OUTLOOK DECEMBER 26, 2020 TO JANUARY 25,2021

PLANT : MONGPONG DIESEL POWER PLANT
 SITUATION : 24 hours operation; DU - MARELCO

PROGRAMS:	Target Completion	PROPOSED BUDGET
1. Operating hours of plant was based on MEDP		
2. Calamity Genset 150Kw delivered at Mongpong last May 26, 2016, and put in to commercial operation last May 25, 2018.		
3. Cummins 106 KW/80KW put in commercial operation last June 24, 2018.		
4. Last September 13 ,2019 start of 24 hours operation.		

UNITS	OWNER	CAPACITIES		AVAILABLE CAPACITIES, MW											
		RATED, MW	DEP, MW	Jan	Feb	Mar	Apr	May	Jun	Jul	Aug	Sep	Oct	Nov	Dec
Unit No. 1 (ONIS VISA PERKINS)	NPC	0.054	0.050	0.050	0.050	0.050	0.050	0.050	0.050	0.050	0.050	0.050	0.050	0.050	0.050
Unit No. 2 (PERKINS)	NPC	0.050	0.048	0.048	0.048	0.048	0.048	0.048	0.048	0.048	0.048	0.048	0.048	0.000	0.000
Unit No. 3 (PERKINS)	NPC	0.080	0.080	0.000	0.080	0.080	0.080	0.080	0.080	0.080	0.080	0.080	0.080	0.080	0.080
Unit No. 4 (Cummins)	NPC	0.080	0.080	0.080	0.080	0.080	0.080	0.080	0.080	0.080	0.080	0.080	0.080	0.080	0.080
TOTAL SUPPLY		0.264	0.258	0.178	0.258	0.258	0.258	0.258	0.258	0.258	0.258	0.258	0.258	0.210	0.210
ACTUAL PEAK DEMAND, MW				0.042											
GROSS RESERVE(DEFICIT)				0.136											
LESS BIGGEST UNIT (N-1)				0.080											
NET RESERVE				0.056											
PSA PEAK DEMAND, MW				0.066											
RESERVE(DEFICIT)				0.112											
LESS BIGGEST UNIT				0.080											
N-1				0.032											

Prepared by:


B. A. ABELLANA
 PEC Marinduque Mini Grid

POWER OUTLOOK JANUARY 01 TO JANUARY 25,2021

PLANT : MONGPONG DIESEL POWER PLANT
 SITUATION : 24 hours operation; DU - MARELCO

PROGRAMS:	Target Completion	PROPOSED BUDGET
1. Operating hours of plant was based on MEDP		
2. Calamity Genset 150Kw delivered at Mongpong last May 26, 2016, and put in to commercial operation last May 25, 2018.		
3. Cummins 106 KW/80KW put in commercial operation last June 24, 2018.		
4. Last September 13, 2019 start of 24 hours operation.		

UNITS	OWNER	CAPACITIES		AVAILABLE CAPACITIES, MW											
		RATED, MW	DEP, MW	Jan	Feb	Mar	Apr	May	Jun	Jul	Aug	Sep	Oct	Nov	Dec
Unit No. 1 (ONIS VISA PERKINS)	NPC	0.054	0.050	0.050	0.050	0.050	0.050	0.050	0.050	0.050	0.050	0.050	0.050	0.050	0.050
Unit No. 2 (PERKINS)	NPC	0.050	0.048	0.048	0.048	0.048	0.048	0.048	0.048	0.048	0.048	0.048	0.048	0.048	0.000
Unit No. 3 (PERKINS)	NPC	0.080	0.080	0.000	0.080	0.080	0.080	0.080	0.080	0.080	0.080	0.080	0.080	0.080	0.080
Unit No. 4 (Cummins)	NPC	0.080	0.080	0.080	0.080	0.080	0.080	0.080	0.080	0.080	0.080	0.080	0.080	0.080	0.080
TOTAL SUPPLY		0.264	0.258	0.178	0.258	0.258	0.258	0.258	0.258	0.258	0.258	0.258	0.258	0.210	0.210
ACTUAL PEAK DEMAND, MW				0.042											
GROSS RESERVE(DEFICIT)				0.136											
LESS BIGGEST UNIT (N-1)				0.080											
NET RESERVE				0.056											
PSA PEAK DEMAND, MW				0.066											
RESERVE(DEFICIT)				0.112											
LESS BIGGEST UNIT				0.080											
N-1				0.032											

Prepared by:


B. A. ABELLANA
 PEC Marinduque Mini Grid

POWER OUTLOOK JANUARY 26, 2021 TO FEBRUARY 25,2021

PLANT : MONGPONG DIESEL POWER PLANT
 SITUATION : 24 hours operation; DU - MARELCO

PROGRAMS:	Target Completion	PROPOSED BUDGET
1. Operating hours of plant was based on MEDP		
2. Calamity Genset 150Kw delivered at Mongpong last May 26, 2016, and put in to commercial operation last May 25, 2018.		
3. Cummins 106 KW/80KW put in commercial operation last June 24, 2018.		
4. Last September 13 ,2019 start of 24 hours operation.		

UNITS	OWNER	CAPACITIES		AVAILABLE CAPACITIES, MW											
		RATED, MW	DEP, MW	Jan	Feb	Mar	Apr	May	Jun	Jul	Aug	Sep	Oct	Nov	Dec
Unit No. 1 (ONIS VISA PERKINS)	NPC	0.054	0.050	0.050	0.050	0.050	0.050	0.050	0.050	0.050	0.050	0.050	0.050	0.050	0.050
Unit No. 2 (PERKINS)	NPC	0.050	0.048	0.048	0.048	0.048	0.048	0.048	0.048	0.048	0.048	0.048	0.048	0.048	0.000
Unit No. 3 (PERKINS)	NPC	0.080	0.080	0.000	0.080	0.080	0.080	0.080	0.080	0.080	0.080	0.080	0.080	0.080	0.080
Unit No. 4 (Cummins)	NPC	0.080	0.080	0.080	0.080	0.080	0.080	0.080	0.080	0.080	0.080	0.080	0.080	0.080	0.080
TOTAL SUPPLY		0.264	0.258	0.178	0.258	0.258	0.258	0.258	0.258	0.258	0.258	0.258	0.258	0.210	0.210
ACTUAL PEAK DEMAND, MW				0.042	0.048	0.046	0.047	0.048	0.046	0.044	0.041	0.051	0.044	0.038	0.037
GROSS RESERVE(DEFICIT)				0.136	0.210	0.212	0.211	0.210	0.212	0.214	0.217	0.207	0.214	0.172	0.173
LESS BIGGEST UNIT (N-1)				0.080	0.080	0.080	0.080	0.080	0.080	0.080	0.080	0.080	0.080	0.080	0.080
NET RESERVE				0.056	0.130	0.132	0.131	0.130	0.132	0.134	0.137	0.127	0.134	0.092	0.093
PSA PEAK DEMAND, MW				0.066	0.070	0.072	0.067	0.069	0.076	0.073	0.068	0.071	0.068	0.067	0.065
RESERVE(DEFICIT)				0.112	0.188	0.186	0.191	0.189	0.182	0.185	0.190	0.187	0.190	0.143	0.145
LESS BIGGEST UNIT				0.080	0.080	0.080	0.080	0.080	0.080	0.080	0.080	0.080	0.080	0.080	0.080
N-1				0.032	0.108	0.106	0.111	0.109	0.102	0.105	0.110	0.107	0.110	0.063	0.065

Prepared by:


B. A. ABELLANA
 PEC Marinduque Mini Grid

POWER OUTLOOK FEBRUARY 26, 2021 TO MARCH 25,2021

PLANT : MONGPONG DIESEL POWER PLANT
 SITUATION : 24 hours operation; DU - MARELCO

PROGRAMS:	Target Completion	PROPOSED BUDGET
1. Operating hours of plant was based on MEDP		
2. Calamity Genset 150Kw delivered at Mongpong last May 26, 2016, and put in to commercial operation last May 25, 2018.		
3. Cummins 106 KW/80KW put in commercial operation last June 24, 2018.		
4. Last September 13 ,2019 start of 24 hours operation.		

UNITS	OWNER	CAPACITIES		AVAILABLE CAPACITIES, MW											
		RATED, MW	DEP. MW	Jan	Feb	Mar	Apr	May	Jun	Jul	Aug	Sep	Oct	Nov	Dec
Unit No. 1 (ONIS VISA PERKINS)	NPC	0.054	0.050	0.050	0.050	0.050	0.050	0.050	0.050	0.050	0.050	0.050	0.050	0.050	0.050
Unit No. 2 (PERKINS)	NPC	0.050	0.048	0.048	0.048	0.048	0.048	0.048	0.048	0.048	0.048	0.048	0.048	0.048	0.000
Unit No. 3 (PERKINS)	NPC	0.080	0.080	0.000	0.080	0.080	0.080	0.080	0.080	0.080	0.080	0.080	0.080	0.080	0.080
Unit No. 4 (Cummins)	NPC	0.080	0.080	0.080	0.080	0.080	0.080	0.080	0.080	0.080	0.080	0.080	0.080	0.080	0.080
TOTAL SUPPLY		0.264	0.258	0.178	0.258	0.258	0.258	0.258	0.258	0.258	0.258	0.258	0.258	0.210	0.210
ACTUAL PEAK DEMAND, MW				0.042	0.048	0.049	0.047	0.048	0.046	0.044	0.041	0.051	0.044	0.038	0.037
GROSS RESERVE(DEFICIT)				0.136	0.210	0.209	0.211	0.210	0.212	0.214	0.217	0.207	0.214	0.172	0.173
LESS BIGGEST UNIT (N-1)				0.080	0.080	0.080	0.080	0.080	0.080	0.080	0.080	0.080	0.080	0.080	0.080
NET RESERVE				0.056	0.130	0.129	0.131	0.130	0.132	0.134	0.137	0.127	0.134	0.092	0.093
PSA PEAK DEMAND, MW				0.066	0.070	0.072	0.067	0.069	0.076	0.073	0.068	0.071	0.068	0.067	0.065
RESERVE(DEFICIT)				0.112	0.188	0.186	0.191	0.189	0.182	0.185	0.190	0.187	0.190	0.143	0.145
LESS BIGGEST UNIT				0.080	0.080	0.080	0.080	0.080	0.080	0.080	0.080	0.080	0.080	0.080	0.080
N-1				0.032	0.108	0.106	0.111	0.109	0.102	0.105	0.110	0.107	0.110	0.063	0.065

Prepared by:


B. A. ABELLANA
 PEC, Mazinguue-Mini Grid

POWER OUTLOOK MARCH 26, 2021 TO APRIL 25,2021

PLANT : MONGPONG DIESEL POWER PLANT
 SITUATION : 24 hours operation; DU - MARELCO

PROGRAMS:	Target Completion	PROPOSED BUDGET
1. Operating hours of plant was based on MEDP		
2. Calamity Genset 150Kw delivered at Mongpong last May 26, 2016, and put in to commercial operation last May 25, 2018.		
3. Cummins 106 KW/80KW put in commercial operation last June 24, 2018.		
4. Last September 13 ,2019 start of 24 hours operation.		

UNITS	OWNER	CAPACITIES		AVAILABLE CAPACITIES, MW											
		RATED, MW	DEP, MW	Jan	Feb	Mar	Apr	May	Jun	Jul	Aug	Sep	Oct	Nov	Dec
Unit No. 1 (ONIS VISA PERKINS)	NPC	0.054	0.050	0.050	0.050	0.050	0.050	0.050	0.050	0.050	0.050	0.050	0.050	0.050	0.050
Unit No. 2 (PERKINS)	NPC	0.050	0.048	0.048	0.048	0.048	0.048	0.048	0.048	0.048	0.048	0.048	0.048	0.048	0.000
Unit No. 3 (PERKINS)	NPC	0.080	0.080	0.000	0.080	0.080	0.080	0.080	0.080	0.080	0.080	0.080	0.080	0.080	0.080
Unit No. 4 (Cummins)	NPC	0.080	0.080	0.080	0.080	0.080	0.080	0.080	0.080	0.080	0.080	0.080	0.080	0.080	0.080
TOTAL SUPPLY		0.264	0.258	0.178	0.258	0.258	0.258	0.258	0.258	0.258	0.258	0.258	0.258	0.258	0.210
ACTUAL PEAK DEMAND, MW				0.042	0.048	0.049	0.047	0.048	0.046	0.044	0.041	0.051	0.044	0.038	0.037
GROSS RESERVE(DEFICIT)				0.136	0.210	0.209	0.211	0.210	0.212	0.214	0.217	0.207	0.214	0.172	0.173
LESS BIGGEST UNIT (N-1)				0.080	0.080	0.080	0.080	0.080	0.080	0.080	0.080	0.080	0.080	0.080	0.080
NET RESERVE				0.056	0.130	0.129	0.131	0.130	0.132	0.134	0.137	0.127	0.134	0.092	0.093
PSA PEAK DEMAND, MW				0.066	0.070	0.072	0.067	0.069	0.076	0.073	0.068	0.071	0.068	0.067	0.065
RESERVE(DEFICIT)				0.112	0.188	0.186	0.191	0.189	0.182	0.185	0.190	0.187	0.190	0.143	0.145
LESS BIGGEST UNIT				0.080	0.080	0.080	0.080	0.080	0.080	0.080	0.080	0.080	0.080	0.080	0.080
N-1				0.032	0.108	0.106	0.111	0.109	0.102	0.105	0.110	0.107	0.110	0.063	0.065

Prepared by:


B. A. ABELLANA
 PEC Marinduque Mini Grid

POWER OUTLOOK APRIL 26, 2021 TO MAY 25,2021

PLANT : MONGPONG DIESEL POWER PLANT
 SITUATION : 24 hours operation; DU - MARELCO

PROGRAMS:				Target Completion				PROPOSED BUDGET			
1. Operating hours of plant was based on MEDP											
2. Calamity Genset 150Kw delivered at Mongpong last May 26, 2016, and put in to commercial operation last May 25, 2018.											
3. Cummins 106 KW/80KW put in commercial operation last June 24, 2018.											
4. Last September 13 ,2019 start of 24 hours operation.											

UNITS	OWNER	CAPACITIES		AVAILABLE CAPACITIES, MW											
		RATED, MW	DEP, MW	Jan	Feb	Mar	Apr	May	Jun	Jul	Aug	Sep	Oct	Nov	Dec
Unit No. 1 (ONIS VISA PERKINS)	NPC	0.054	0.050	0.050	0.050	0.050	0.050	0.050	0.050	0.050	0.050	0.050	0.050	0.050	0.050
Unit No. 2 (PERKINS)	NPC	0.050	0.048	0.048	0.048	0.048	0.048	0.048	0.048	0.048	0.048	0.048	0.048	0.000	0.000
Unit No. 3 (PERKINS)	NPC	0.080	0.080	0.000	0.080	0.080	0.080	0.080	0.080	0.080	0.080	0.080	0.080	0.080	0.080
Unit No. 4 (Cummins)	NPC	0.080	0.080	0.080	0.080	0.080	0.080	0.080	0.080	0.080	0.080	0.080	0.080	0.080	0.080
TOTAL SUPPLY		0.264	0.258	0.178	0.258	0.258	0.258	0.258	0.258	0.258	0.258	0.258	0.258	0.210	0.210
ACTUAL PEAK DEMAND, MW				0.042	0.048	0.049	0.047	0.057	0.046	0.044	0.041	0.051	0.044	0.038	0.037
GROSS RESERVE(DEFICIT)				0.136	0.210	0.209	0.211	0.201	0.212	0.214	0.217	0.207	0.214	0.172	0.173
LESS BIGGEST UNIT (N-1)				0.080	0.080	0.080	0.080	0.080	0.080	0.080	0.080	0.080	0.080	0.080	0.080
NET RESERVE				0.056	0.130	0.129	0.131	0.121	0.132	0.134	0.137	0.127	0.134	0.092	0.093
PSA PEAK DEMAND, MW				0.066	0.070	0.072	0.067	0.069	0.076	0.073	0.068	0.071	0.068	0.067	0.065
RESERVE(DEFICIT)				0.112	0.188	0.186	0.191	0.189	0.182	0.185	0.190	0.187	0.190	0.143	0.145
LESS BIGGEST UNIT				0.080	0.080	0.080	0.080	0.080	0.080	0.080	0.080	0.080	0.080	0.080	0.080
N-1				0.032	0.108	0.106	0.111	0.109	0.102	0.105	0.110	0.107	0.110	0.063	0.065

Prepared by:


B. A. ABELLANA
 PEC Marinduque Mini-Grid

POWER OUTLOOK MAY 26, 2021 TO JUNE 25, 2021

PLANT : MONGPONG DIESEL POWER PLANT
SITUATION : 24 hours operation; DU - MARELCO

PROGRAMS:	Target Completion	PROPOSED BUDGET
1. Operating hours of plant was based on MEDP		
2. Calamity Genset 150Kw delivered at Mongpong last May 26, 2016, and put in to commercial operation last May 25, 2018.		
3. Cummins 106 KW/80KW put in commercial operation last June 24, 2018.		
4. Last September 13, 2019 start of 24 hours operation.		

UNITS	OWNER	CAPACITIES		AVAILABLE CAPACITIES, MW											
		RATED, MW	DEP, MW	Jan	Feb	Mar	Apr	May	Jun	Jul	Aug	Sep	Oct	Nov	Dec
Unit No. 1 (ONIS VISA PERKINS)	NPC	0.054	0.050	0.050	0.050	0.050	0.050	0.050	0.050	0.050	0.050	0.050	0.050	0.050	0.050
Unit No. 2 (PERKINS)	NPC	0.050	0.048	0.048	0.048	0.048	0.048	0.048	0.048	0.048	0.048	0.048	0.048	0.048	0.000
Unit No. 3 (PERKINS)	NPC	0.080	0.080	0.000	0.080	0.080	0.080	0.080	0.080	0.080	0.080	0.080	0.080	0.080	0.080
Unit No. 4 (Cummins)	NPC	0.080	0.080	0.080	0.080	0.080	0.080	0.080	0.080	0.080	0.080	0.080	0.080	0.080	0.080
TOTAL SUPPLY		0.264	0.258	0.178	0.258	0.258	0.258	0.258	0.258	0.258	0.258	0.258	0.258	0.210	0.210
ACTUAL PEAK DEMAND, MW				0.042	0.048	0.049	0.047	0.057	0.057	0.044	0.041	0.051	0.044	0.038	0.037
GROSS RESERVE(DEFICIT)				0.136	0.210	0.209	0.211	0.201	0.201	0.214	0.217	0.207	0.214	0.172	0.173
LESS BIGGEST UNIT (N-1)				0.080	0.080	0.080	0.080	0.080	0.080	0.080	0.080	0.080	0.080	0.080	0.080
NET RESERVE				0.056	0.130	0.129	0.131	0.121	0.121	0.134	0.137	0.127	0.134	0.092	0.093
PSA PEAK DEMAND, MW				0.066	0.070	0.072	0.067	0.069	0.076	0.073	0.068	0.071	0.068	0.067	0.065
RESERVE(DEFICIT)				0.112	0.188	0.186	0.191	0.189	0.182	0.185	0.190	0.187	0.190	0.143	0.145
LESS BIGGEST UNIT				0.080	0.080	0.080	0.080	0.080	0.080	0.080	0.080	0.080	0.080	0.080	0.080
N-1				0.032	0.108	0.106	0.111	0.109	0.102	0.105	0.110	0.107	0.110	0.063	0.065

Prepared by:


B. A. ABELLANA
PEC Marinduque Mini Grid

POWER OUTLOOK JUNE 26, 2021 TO JULY 25, 2021

PLANT : MONGPONG DIESEL POWER PLANT
 SITUATION : 24 hours operation; DU - MARELOO

PROGRAMS:	Target Completion	PROPOSED BUDGET
1. Operating hours of plant was based on MEDP		
2. Calamity Genset 150Kw delivered at Mongpong last May 26, 2016, and put in to commercial operation last May 25, 2018.		
3. Cummins 106 KW/80KW put in commercial operation last June 24, 2018.		
4. Last September 13, 2019 start of 24 hours operation.		

UNITS	OWNER	CAPACITIES		AVAILABLE CAPACITIES, MW											
		RATED, MW	DEP, MW	Jan	Feb	Mar	Apr	May	Jun	Jul	Aug	Sep	Oct	Nov	Dec
Unit No. 1 (ONIS VISA PERKINS)	NPC	0.054	0.050	0.050	0.050	0.050	0.050	0.050	0.050	0.050	0.050	0.050	0.050	0.050	0.050
Unit No. 2 (PERKINS)	NPC	0.050	0.048	0.048	0.048	0.048	0.048	0.048	0.048	0.048	0.048	0.048	0.048	0.000	0.000
Unit No. 3 (PERKINS)	NPC	0.080	0.080	0.000	0.080	0.080	0.080	0.080	0.080	0.080	0.080	0.080	0.080	0.080	0.080
Unit No. 4 (Cummins)	NPC	0.080	0.080	0.080	0.080	0.080	0.080	0.080	0.080	0.080	0.080	0.080	0.080	0.080	0.080
TOTAL SUPPLY		0.264	0.258	0.178	0.258	0.258	0.258	0.258	0.258	0.258	0.258	0.258	0.258	0.210	0.210
ACTUAL PEAK DEMAND, MW				0.042	0.048	0.049	0.047	0.057	0.057	0.052	0.041	0.051	0.044	0.038	0.037
GROSS RESERVE(DEFICIT)				0.136	0.210	0.209	0.211	0.201	0.201	0.206	0.217	0.207	0.214	0.172	0.173
LESS BIGGEST UNIT (N-1)				0.080	0.080	0.080	0.080	0.080	0.080	0.080	0.080	0.080	0.080	0.080	0.080
NET RESERVE				0.056	0.130	0.129	0.131	0.121	0.121	0.126	0.137	0.127	0.134	0.092	0.093
PSA PEAK DEMAND, MW				0.066	0.070	0.072	0.067	0.069	0.076	0.073	0.068	0.071	0.068	0.067	0.065
RESERVE(DEFICIT)				0.112	0.188	0.186	0.191	0.189	0.182	0.185	0.190	0.187	0.190	0.143	0.145
LESS BIGGEST UNIT				0.080	0.080	0.080	0.080	0.080	0.080	0.080	0.080	0.080	0.080	0.080	0.080
N-1				0.032	0.108	0.106	0.111	0.109	0.102	0.105	0.110	0.107	0.110	0.063	0.065

Prepared by:


B. A. ABELLANA
 PEC Marinduque Mini Grid

POWER OUTLOOK JULY 26, 2021 TO AUGUST 25,2021

PLANT : MONGPONG DIESEL POWER PLANT
 SITUATION : 24 hours operation; DU - MARELCO

PROGRAMS:	Target Completion	PROPOSED BUDGET
1 Operating hours of plant was based on MEDP		
2 Calamity Genset 150Kw delivered at Mongpong last May 26, 2016, and put in to commercial operation last May 25, 2018.		
3 Cummins 106 KW/80KW put in commercial operation last June 24, 2018.		
4 Last September 13 ,2019 start of 24 hours operation.		

UNITS	OWNER	CAPACITIES		AVAILABLE CAPACITIES, MW											
		RATED, MW	DEP, MW	Jan	Feb	Mar	Apr	May	Jun	Jul	Aug	Sep	Oct	Nov	Dec
Unit No. 1 (ONIS VISA PERKINS)	NPC	0.054	0.050	0.050	0.050	0.050	0.050	0.050	0.050	0.050	0.050	0.050	0.050	0.050	0.050
Unit No. 2 (PERKINS)	NPC	0.050	0.048	0.048	0.048	0.048	0.048	0.048	0.048	0.048	0.048	0.048	0.048	0.048	0.000
Unit No. 3 (PERKINS)	NPC	0.080	0.080	0.000	0.080	0.080	0.080	0.080	0.080	0.080	0.080	0.080	0.080	0.080	0.080
Unit No. 4 (Cummins)	NPC	0.080	0.080	0.080	0.080	0.080	0.080	0.080	0.080	0.080	0.080	0.080	0.080	0.080	0.080
TOTAL SUPPLY		0.264	0.258	0.178	0.258	0.258	0.258	0.258	0.258	0.258	0.258	0.258	0.258	0.210	0.210
ACTUAL PEAK DEMAND, MW				0.042	0.048	0.049	0.047	0.057	0.057	0.052	0.055	0.051	0.044	0.038	0.037
GROSS RESERVE(DEFICIT)				0.136	0.210	0.209	0.211	0.201	0.201	0.206	0.203	0.207	0.214	0.172	0.173
LESS BIGGEST UNIT (N-1)				0.080	0.080	0.080	0.080	0.080	0.080	0.080	0.080	0.080	0.080	0.080	0.080
NET RESERVE				0.056	0.130	0.129	0.131	0.121	0.121	0.126	0.123	0.127	0.134	0.092	0.093
PSA PEAK DEMAND, MW				0.066	0.070	0.072	0.067	0.069	0.076	0.073	0.068	0.071	0.068	0.067	0.065
RESERVE(DEFICIT)				0.112	0.188	0.186	0.191	0.189	0.182	0.185	0.190	0.187	0.190	0.143	0.145
LESS BIGGEST UNIT				0.080	0.080	0.080	0.080	0.080	0.080	0.080	0.080	0.080	0.080	0.080	0.080
N-1				0.032	0.108	0.106	0.111	0.109	0.102	0.105	0.110	0.107	0.110	0.063	0.065

Prepared by:


B. A. ABELLANA
 PEC Marinduque Mini Grid

POWER OUTLOOK AUGUST 26, 2021 TO SEPTEMBER 25, 2021

PLANT : MONGPONG DIESEL POWER PLANT
SITUATION : 24 hours operation; DU - MARELCO

PROGRAMS:	Target Completion	PROPOSED BUDGET
1. Operating hours of plant was based on MEDP		
2. Calamity Genset 150Kw delivered at Mongpong last May 26, 2016, and put in to commercial operation last May 25, 2018.		
3. Cummins 106 KW/80KW put in commercial operation last June 24, 2018.		
4. Last September 13, 2019 start of 24 hours operation.		

UNITS	OWNER	CAPACITIES		AVAILABLE CAPACITIES, MW											
		RATED, MW	DEP, MW	Jan	Feb	Mar	Apr	May	Jun	Jul	Aug	Sep	Oct	Nov	Dec
Unit No. 1 (OWS VISA PERKINS)	NPC	0.054	0.050	0.050	0.050	0.050	0.050	0.050	0.050	0.050	0.050	0.050	0.050	0.050	0.050
Unit No. 2 (PERKINS)	NPC	0.050	0.048	0.048	0.048	0.048	0.048	0.048	0.048	0.048	0.048	0.048	0.048	0.048	0.048
Unit No. 3 (PERKINS)	NPC	0.080	0.080	0.080	0.080	0.080	0.080	0.080	0.080	0.080	0.080	0.080	0.080	0.080	0.080
Unit No. 4 (Cummins)	NPC	0.080	0.080	0.080	0.080	0.080	0.080	0.080	0.080	0.080	0.080	0.080	0.080	0.080	0.080
TOTAL SUPPLY		0.264	0.258	0.178	0.258	0.258	0.258	0.258	0.258	0.258	0.258	0.258	0.258	0.258	0.258
ACTUAL PEAK DEMAND, MW				0.042	0.048	0.049	0.047	0.057	0.057	0.052	0.055	0.045	0.044	0.038	0.037
GROSS RESERVE(DEFICIT)				0.136	0.210	0.209	0.211	0.201	0.201	0.206	0.203	0.213	0.214	0.172	0.173
LESS BIGGEST UNIT (N-1)				0.080	0.080	0.080	0.080	0.080	0.080	0.080	0.080	0.080	0.080	0.080	0.080
NET RESERVE				0.056	0.130	0.129	0.131	0.121	0.121	0.126	0.123	0.133	0.134	0.092	0.093
PSA PEAK DEMAND, MW				0.066	0.070	0.072	0.067	0.069	0.076	0.073	0.068	0.071	0.068	0.067	0.065
RESERVE(DEFICIT)				0.112	0.188	0.186	0.191	0.189	0.182	0.185	0.190	0.187	0.190	0.143	0.145
LESS BIGGEST UNIT				0.080	0.080	0.080	0.080	0.080	0.080	0.080	0.080	0.080	0.080	0.080	0.080
N-1				0.032	0.108	0.106	0.111	0.109	0.102	0.105	0.110	0.107	0.110	0.063	0.065

Prepared by:


B. A. ABELLANA
 PEC Marinduque Mini Grid

POWER OUTLOOK SEPTEMBER 26, 2021 TO OCTOBER 25, 2021

PLANT : MONGPONG DIESEL POWER PLANT
 SITUATION : 24 hours operation; DU - MARELCO

PROGRAMS:	Target Completion	PROPOSED BUDGET
1. Operating hours of plant was based on MEDP 2. Calamity Genset 150Kw delivered at Mongpong last May 26, 2016, and put in to commercial operation last May 25, 2018 3. Cummins 106 KW/80KW put in commercial operation last June 24, 2018. 4. Last September 13 ,2019 start of 24 hours operation.		

UNITS	OWNER	CAPACITIES		AVAILABLE CAPACITIES, MW											
		RATED, MW	DEP, MW	Jan	Feb	Mar	Apr	May	Jun	Jul	Aug	Sep	Oct	Nov	Dec
Unit No. 1 (ONIS VISA PERKINS)	NPC	0.054	0.050	0.050	0.050	0.050	0.050	0.050	0.050	0.050	0.050	0.050	0.050	0.050	0.050
Unit No. 2 (PERKINS)	NPC	0.050	0.048	0.048	0.048	0.048	0.048	0.048	0.048	0.048	0.048	0.048	0.048	0.000	0.000
Unit No. 3 (PERKINS)	NPC	0.080	0.080	0.000	0.080	0.080	0.080	0.080	0.080	0.080	0.080	0.080	0.080	0.080	0.080
Unit No. 4 (Cummins)	NPC	0.080	0.080	0.080	0.080	0.080	0.080	0.080	0.080	0.080	0.080	0.080	0.080	0.080	0.080
TOTAL SUPPLY		0.264	0.258	0.178	0.258	0.258	0.258	0.258	0.258	0.258	0.258	0.258	0.258	0.210	0.210
ACTUAL PEAK DEMAND, MW				0.042	0.048	0.049	0.047	0.057	0.057	0.052	0.055	0.045	0.049	0.038	0.037
GROSS RESERVE(DEFICIT)				0.136	0.210	0.209	0.211	0.201	0.201	0.206	0.203	0.213	0.209	0.172	0.173
LESS BIGGEST UNIT (N-1)				0.080	0.080	0.080	0.080	0.080	0.080	0.080	0.080	0.080	0.080	0.080	0.080
NET RESERVE				0.056	0.130	0.129	0.131	0.121	0.121	0.126	0.123	0.133	0.129	0.092	0.093
PSA PEAK DEMAND, MW				0.066	0.070	0.072	0.067	0.069	0.076	0.073	0.068	0.071	0.068	0.067	0.065
RESERVE(DEFICIT)				0.112	0.188	0.186	0.191	0.189	0.182	0.185	0.190	0.187	0.190	0.143	0.145
LESS BIGGEST UNIT				0.080	0.080	0.080	0.080	0.080	0.080	0.080	0.080	0.080	0.080	0.080	0.080
N-1				0.032	0.108	0.106	0.111	0.109	0.102	0.105	0.110	0.107	0.110	0.063	0.065

Prepared by:


B. A. TABELLANA
 PEC Marinduque Mini Grid Co.

POWER OUTLOOK OCTOBER 26, 2021 TO NOVEMBER 25,2021

PLANT : MONGPONG DIESEL POWER PLANT
 SITUATION : 24 hours operation; DU - MARELCO

PROGRAMS:	Target Completion	PROPOSED BUDGET
1. Operating hours of plant was based on MEOP 2. Calamity Genset 150Kw delivered at Mongpong last May 26, 2016, and put in to commercial operation last May 25, 2018. 3. Cummins 106 KW/80KW put in commercial operation last June 24, 2018. 4. Last September 13 ,2019 start of 24 hours operation.		

UNITS	OWNER	CAPACITIES		AVAILABLE CAPACITIES, MW											
		RATED, MW	DEP, MW	Jan	Feb	Mar	Apr	May	Jun	Jul	Aug	Sep	Oct	Nov	Dec
Unit No. 1 (ONIS VISA PERKINS)	NPC	0.054	0.050	0.050	0.050	0.050	0.050	0.050	0.050	0.050	0.050	0.050	0.050	0.050	0.050
Unit No. 2 (PERKINS)	NPC	0.050	0.048	0.048	0.048	0.048	0.048	0.048	0.048	0.048	0.048	0.048	0.048	0.000	0.000
Unit No. 3 (PERKINS)	NPC	0.080	0.080	0.000	0.080	0.080	0.080	0.080	0.080	0.080	0.080	0.080	0.080	0.080	0.080
Unit No. 4 (Cummins)	NPC	0.080	0.080	0.080	0.080	0.080	0.080	0.080	0.080	0.080	0.080	0.080	0.080	0.080	0.080
TOTAL SUPPLY		0.264	0.258	0.178	0.258	0.258	0.258	0.258	0.258	0.258	0.258	0.258	0.258	0.210	0.210
ACTUAL PEAK DEMAND, MW				0.042	0.048	0.049	0.047	0.057	0.057	0.052	0.055	0.045	0.049	0.061	0.037
GROSS RESERVE(DEFICIT)				0.136	0.210	0.209	0.211	0.201	0.201	0.206	0.203	0.213	0.209	0.149	0.173
LESS BIGGEST UNIT (N-1)				0.080	0.080	0.080	0.080	0.080	0.080	0.080	0.080	0.080	0.080	0.080	0.080
NET RESERVE				0.056	0.130	0.129	0.131	0.121	0.121	0.126	0.123	0.133	0.129	0.069	0.093
PSA PEAK DEMAND, MW				0.066	0.070	0.072	0.067	0.069	0.076	0.073	0.068	0.071	0.068	0.067	0.065
RESERVE(DEFICIT)				0.112	0.188	0.186	0.191	0.189	0.182	0.185	0.190	0.187	0.190	0.143	0.145
LESS BIGGEST UNIT				0.080	0.080	0.080	0.080	0.080	0.080	0.080	0.080	0.080	0.080	0.080	0.080
N-1				0.032	0.108	0.106	0.111	0.109	0.102	0.105	0.110	0.107	0.110	0.063	0.065

Prepared by:


B. A. ABELLANA
 PEC Macindague Mini Grid #

POWER OUTLOOK NOVEMBER 26, 2021 TO DECEMBER 25, 2021

PLANT : MONGPONG DIESEL POWER PLANT
 SITUATION : 24 hours operation; DU - MARELCO

PROGRAMS:	Target Completion	PROPOSED BUDGET
1. Operating hours of plant was based on MEDP		
2. Calamity Genset 150Kw delivered at Mongpong last May 26, 2016, and put in to commercial operation last May 25, 2018.		
3. Cummins 106 KW/80KW put in commercial operation last June 24, 2018.		
4. Last September 13 ,2019 start of 24 hours operation.		

UNITS	OWNER	CAPACITIES		AVAILABLE CAPACITIES, MW											
		RATED, MW	DEP, MW	Jan	Feb	Mar	Apr	May	Jun	Jul	Aug	Sep	Oct	Nov	Dec
Unit No. 1 (ONIS VISA PERKINS)	NPC	0.054	0.050	0.050	0.050	0.050	0.050	0.050	0.050	0.050	0.050	0.050	0.050	0.000	0.000
Unit No. 2 (PERKINS)	NPC	0.050	0.048	0.048	0.048	0.048	0.048	0.048	0.048	0.048	0.048	0.048	0.048	0.048	0.048
Unit No. 3 (PERKINS)	NPC	0.080	0.080	0.000	0.080	0.080	0.080	0.080	0.080	0.080	0.080	0.080	0.080	0.080	0.080
Unit No. 4 (Cummins)	NPC	0.080	0.080	0.080	0.080	0.080	0.080	0.080	0.080	0.080	0.080	0.080	0.080	0.080	0.080
TOTAL SUPPLY		0.264	0.258	0.178	0.258	0.258	0.258	0.258	0.258	0.258	0.258	0.258	0.258	0.208	0.208
ACTUAL PEAK DEMAND, MW				0.042	0.048	0.049	0.047	0.057	0.057	0.052	0.055	0.045	0.049	0.061	0.065
GROSS RESERVE(DEFICIT)				0.136	0.210	0.209	0.211	0.201	0.201	0.206	0.203	0.213	0.209	0.147	0.143
LESS BIGGEST UNIT (N-1)				0.080	0.080	0.080	0.080	0.080	0.080	0.080	0.080	0.080	0.080	0.080	0.080
NET RESERVE				0.056	0.130	0.129	0.131	0.121	0.121	0.126	0.123	0.133	0.129	0.067	0.063
PSA PEAK DEMAND, MW				0.066	0.070	0.072	0.067	0.069	0.076	0.073	0.068	0.071	0.068	0.067	0.065
RESERVE(DEFICIT)				0.112	0.188	0.186	0.191	0.189	0.182	0.185	0.190	0.187	0.190	0.141	0.143
LESS BIGGEST UNIT				0.080	0.080	0.080	0.080	0.080	0.080	0.080	0.080	0.080	0.080	0.080	0.080
N-1				0.032	0.108	0.106	0.111	0.109	0.102	0.105	0.110	0.107	0.110	0.061	0.063

Prepared by:


B. A. ABELLANA
 PEC Marinduque Mini-Grid

POWER OUTLOOK DECEMBER 26, 2021 TO DECEMBER 31,2021

PLANT : MONGPONG DIESEL POWER PLANT
 SITUATION : 24 hours operation; DU - MARELCO

PROGRAMS:	Target Completion	PROPOSED BUDGET
1. Operating hours of plant was based on MEDP		
2. Calamity Genset 150Kw delivered at Mongpong last May 26, 2016, and put in to commercial operation last May 25, 2018.		
3. Cummins 106 KW/80KW put in commercial operation last June 24, 2018.		
4. Last September 13, 2019 start of 24 hours operation.		

UNITS	OWNER	CAPACITIES		AVAILABLE CAPACITIES, MW												
		RATED, MW	DEP. MW	Jan	Feb	Mar	Apr	May	Jun	Jul	Aug	Sep	Oct	Nov	Dec	
Unit No. 1 (ONIS VISA PERKINS)	NPC	0.054	0.050	0.050	0.050	0.050	0.050	0.050	0.050	0.050	0.050	0.050	0.050	0.050	0.000	0.000
Unit No. 2 (PERKINS)	NPC	0.050	0.048	0.048	0.048	0.048	0.048	0.048	0.048	0.048	0.048	0.048	0.048	0.048	0.048	0.048
Unit No. 3 (PERKINS)	NPC	0.080	0.080	0.000	0.080	0.080	0.080	0.080	0.080	0.080	0.080	0.080	0.080	0.080	0.080	0.080
Unit No. 4 (Cummins)	NPC	0.080	0.080	0.080	0.080	0.080	0.080	0.080	0.080	0.080	0.080	0.080	0.080	0.080	0.080	0.080
TOTAL SUPPLY		0.264	0.258	0.178	0.258	0.258	0.258	0.258	0.258	0.258	0.258	0.258	0.258	0.258	0.208	0.208
ACTUAL PEAK DEMAND, MW				0.042	0.048	0.049	0.047	0.057	0.057	0.052	0.055	0.045	0.049	0.061	0.062	
GROSS RESERVE(DEFICIT)				0.136	0.210	0.209	0.211	0.201	0.201	0.206	0.203	0.213	0.209	0.147	0.146	
LESS BIGGEST UNIT (N-1)				0.080	0.080	0.080	0.080	0.080	0.080	0.080	0.080	0.080	0.080	0.080	0.080	
NET RESERVE				0.056	0.130	0.129	0.131	0.121	0.121	0.126	0.123	0.133	0.129	0.067	0.066	
PSA PEAK DEMAND, MW				0.066	0.070	0.072	0.067	0.069	0.076	0.073	0.068	0.071	0.068	0.067	0.065	
RESERVE(DEFICIT)				0.112	0.188	0.186	0.191	0.189	0.182	0.185	0.190	0.187	0.190	0.141	0.143	
LESS BIGGEST UNIT				0.080	0.080	0.080	0.080	0.080	0.080	0.080	0.080	0.080	0.080	0.080	0.080	
N-1				0.032	0.108	0.106	0.111	0.109	0.102	0.105	0.110	0.107	0.110	0.061	0.063	

Prepared by:


B. A. ABELLANA
 PEC Marinduque Mini Grid